

# 20 MICRONS<sup>®</sup> L I M I T E D

347, GIDC Industrial Estate, Waghodia - 391760, Dist. Vadodara, Gujarat, India.

**5<sup>th</sup> July, 2017**

**TO :**

<b>BOMBAY STOCK EXCHANGE LIMITED</b> <i>Department of Corporate Services</i> Phiroze Jeejeebhoy Towers, Dalal Street, Fort, <b>MUMBAI - 400 001.</b> <b>SCRIP CODE : 533022</b>	<b>NATIONAL STOCK EXCHANGE OF INDIA LIMITED</b> <i>Listing Department</i> Exchange Plaza, Bandra - Kurla Complex, Bandra [East], <b>MUMBAI - 400 051.</b> <b>SCRIP CODE : 20MICRONS</b>
--	--

**Dear Sirs,**

**Re : Shareholding Pattern - Quarter ended 30.06.2017.**

This has reference to the above.

In this connection, in terms of the provisions of Regulation 31 of the Listing Obligations and Disclosures Requirements, Regulation, 2015, please find enclosed Shareholding Pattern for the quarter ended 30.06.2017.

Hope you will find the above in order.

*We request you to arrange to take the above on records and acknowledge receipt.*

**Thanking you,**

**Yours faithfully  
For 20 Microns Limited**



**[Anuja K. Muley]  
Company Secretary**

**Encl. : as above.**

**An ISO 9001 : 2008 Certified Company**

**Regd. Office : 9-10, GIDC Ind. Estate, Waghodia - 391 760 Dist. Vadodara, Gujarat, INDIA.**

**T: +91 - 2668 292297 W: www.20microns.com E: baroda@20microns.com**

**CIN : L99999GJ1987PLC009768**

## Holding of specified securities ( Statement Showing Shareholding Pattern )

1. Name of Listed Entity : 20 MICRONS LIMITED - RS 5
2. Scrip Code / Name of Scrip / Class of Security 533022 / 20MICRONS / EQUITY
3. Share Holding Pattern Filed under: Reg. 31(1)(a) / Reg. 31(1)(b) / Reg.31(1)(c)
  - a. If under 31(1)(b) then indicate the report for Quarter ending 30-Jun-2017
  - b. If under 31(1)(c) then indicate date of allotment/extinguishment 30-Jun-2017
4. Declaration: The Listed entity is required to submit the following declaration to the extent of submission of information

<input type="checkbox"/>	Particulars	Yes*	No*
<input type="checkbox"/>	1 Whether the Listed Entity has issued any partly paid up shares?	<input type="checkbox"/>	NO
<input type="checkbox"/>	2 Whether the Listed Entity has issued any Convertible Securities or Warrants?	<input type="checkbox"/>	NO
<input type="checkbox"/>	3 Whether the Listed Entity has any shares against which depository receipts are issued?	<input type="checkbox"/>	NO
<input type="checkbox"/>	4 Whether the Listed Entity has any shares in locked-in?	<input type="checkbox"/>	NO
<input type="checkbox"/>	5 Whether any shares held by promoters are pledge or otherwise encumbered?	YES	<input type="checkbox"/>

5. The tabular format for disclosure of holding of specified securities is as follows:-



Table I - Summary Statement holding of specified securities

Category (I)	Category of Shareholder (II)	Nos. of Shareholders (III)	No. of fully paid up equity shares held (IV)	No. of Partly paid-up equity shares held (V)	No. of shares underlying Depository Receipts (VI)	Total nos. shares held (VII) = (IV)+(V)+ (VI)	Shareholding as a % of total no. of shares (calculated as per SCRR, 1957) (VIII) As a % of (A+B+C2)	Number of Voting Rights held in each class of securities (IX)				No. of Shares Underlying Outstanding convertible securities (including Warrants) (X)	Shareholding , as a % assuming full conversion of convertible securities ( as a percentage of diluted share capital) (XI)= (VII)+(X)	Number of Locked in shares (XII)		Number of Shares pledged or otherwise encumbered (XIII)		Number of equity shares held in dematerialized form (XIV)
								No of Voting Rights			Total as a % of (A+B+C)			No.(a)	As a % of total Shares held (b)	No.(a)	As a % of total Shares held (b)	
								Class eg: X	Class eg: Y	Total								
A.	PROMOTER & PROMOTER GROUP	6	15631237	0	0	15631237	44.3	15631237	0	15631237	44.3	0	0	0	0	8500547	54.38	15631237
B.	PUBLIC	8773	19655265	0	0	19655265	55.7	19655265	0	19655265	55.7	0	0	0	0	0	0	18957858
C.	NON PROMOTER-NON PUBLIC	0	0	0	0	0	0	0	0	0	0	0	0	0	0	0	0	0
C1.	SHARES UNDERLYING DRS	0	0	0	0	0	0	0	0	0	0	0	0	0	0	0	0	0
C2.	SHARES HELD BY EMPLOYEE TRUSTS	0	0	0	0	0	0	0	0	0	0	0	0	0	0	0	0	0
	Total	8779	35286502	0	0	35286502	100	35286502	0	35286502	100	0	0	0	0	8500547	24.09	34589095






Table II

Table II - Statement showing shareholding pattern of the Promoter and Promoter Group

	Category & Name of the Shareholders (I)	PAN (II)	Nos. of Shareholder (III)	No. of fully paid up equity shares held (IV)	Partly paid-up equity shares held (V)	No. of shares underlying Depository Receipts (VI)	Total nos. shares held (VII = IV + V + VI)	Shareholding % calculated as per SCRR, 1957 As a % of (A+B+C2) (VIII)	Number of Voting Rights held in each class of securities (IX)			No. of Shares Underlying Outstanding convertible securities (including Warrants) (X)	Shareholding, as a % assuming full conversion of convertible securities (as a percentage of diluted share capital) (XI) = (VII)+(X) as a % of A+B+C2	Number of Locked in shares (XII)		Number of Shares pledged or otherwise encumbered (XIII)		Number of equity shares held in dematerialized form (XIV)
									Class X	Class Y	Total			No.(a)	As a % of total Shares held (b)	No.(a)	As a % of total Shares held (b)	
1.	INDIAN																	
a.	Individuals/Hindu undivided Family		5	7381002	0	0	7381002	20.92	7381002	0	7381002	20.92	0	0	0	6950312	44.46	7381002
	Names:																	
	CHANDRESH S PARIKH	AEUPP6458D		3630400			3630400	10.29	3630400	0	3630400	10.29	0	0	0	3630400	23.23	3630400
	RAJESH CHANDRESH PARIKH	ADAPP1063H		1659956			1659956	4.7	1659956	0	1659956	4.7	0	0	0	1659956	10.62	1659956
	ATIL CHANDRESH PARIKH	AMFPP1595E		1659956			1659956	4.7	1659956	0	1659956	4.7	0	0	0	1659956	10.62	1659956
	SUDHIR RAMESHKANT PARIKH	ACAPP7539B		396690			396690	1.12	396690	0	396690	1.12	0	0	0		0	396690
	ILABEN PARIKH	AGAPP5299C		34000			34000	0.1	34000	0	34000	0.1	0	0	0		0	34000
b.	Central Government/ State Government(s)		0	0	0	0	0	0	0	0	0	0	0	0	0	0	0	0
c.	Financial Institutions/ Banks		0	0	0	0	0	0	0	0	0	0	0	0	0	0	0	0
d.	ANY OTHER																	
	Bodies Corporate		1	8250235	0	0	8250235	23.38	8250235	0	8250235	23.38	0	0	0	1550235	9.92	8250235
	Names:																	
	ERIEZ INDUSTRIES PRIVATE LIMITED	AAACZ0643B		8250235			8250235	23.38	8250235	0	8250235	23.38	0	0	0	1550235	9.92	8250235
	Sub-Total (A)(1)		6	15631237	0	0	15631237	44.3	15631237	0	15631237	44.3	0	0	0	8500547	54.38	15631237
2.	FOREIGN																	
a.	Individuals (Non- Resident Individuals/ Foreign Individuals)		0	0	0	0	0	0	0	0	0	0	0	0	0	0	0	0
b.	Government		0	0	0	0	0	0	0	0	0	0	0	0	0	0	0	0
c.	Institutions		0	0	0	0	0	0	0	0	0	0	0	0	0	0	0	0
d.	Foreign Portfolio Investor		0	0	0	0	0	0	0	0	0	0	0	0	0	0	0	0
e.	ANY OTHER																	
	Sub-Total (A)(2)		0	0	0	0	0	0	0	0	0	0	0	0	0	0	0	0
	Total Shareholding of Promoter and Promoter Group (A)= (A)(1)+(A)(2)		6	15631237	0	0	15631237	44.3	15631237	0	15631237	44.3	0	0	0	8500547	24.09	15631237

Details of Shares which remain unclaimed may be given hear along with details such as number of shareholders, outstanding shares held in demat/unclaimed suspense account, voting rights which are frozen etc.






Table III - Statement showing shareholding pattern of the Public shareholder

Category & Name of the Shareholders (I)	PAN (II)	Nos. of Shareholder (III)	No. of fully paid up equity shares held (IV)	Partly paid-up equity shares held (V)	No. of shares underlying Depository Receipts (VI)	Total nos. shares held (VII = IV + V + VI)	Shareholding % calculated as per SCRR, 1957 As a % of (A+B+C2) (VIII)	Number of Voting Rights held in each class of securities IX)				No. of Shares Underlying Outstanding convertible securities (including Warrants) (X)	Total Shareholding as a % assuming full conversion of convertible securities (as a percentage of diluted share capital) (XI)	Number of Locked in shares (XII)		Number of Shares pledged or otherwise encumbered (XIII)		Number of equity shares held in dematerialized form (XIV)
								No of Voting Rights			Total as a % of Total Voting rights			No.(a)	As a % of total Shares held (b)	No.(a) (Not applicable)	As a % of total Shares held (Not applicable) (b)	
								Class X	Class Y	Total								
1. INSTITUTIONS																		
a. Mutual Funds/			0	0	0	0	0	0	0	0	0	0	0	0	0	0	NA	0
b. Venture Capital Funds			0	0	0	0	0	0	0	0	0	0	0	0	0	0	NA	0
c. Alternate Investment Funds			0	0	0	0	0	0	0	0	0	0	0	0	0	0	NA	0
d. Foreign Venture Capital Investors			0	0	0	0	0	0	0	0	0	0	0	0	0	0	NA	0
e. Foreign Portfolio Investors			0	0	0	0	0	0	0	0	0	0	0	0	0	0	NA	0
f. Financial Institutions/ Banks		3	467537	0	0	467537	1.32	467537	0	467537	1.32	0	0	0	0	0	NA	467537
Names																		
AXIS BANK LIMITED	AAACU2414K		438797			438797	1.24	438797	0	438797	1.24		0	0	0	0		438797
g. Insurance Companies		0	0	0	0	0	0	0	0	0	0	0	0	0	0	0	NA	0
h. Provident Funds/ Pension Funds		0	0	0	0	0	0	0	0	0	0	0	0	0	0	0	NA	0
i. ANY OTHER																		
l. Market Maker		0	0	0	0	0	0	0	0	0	0	0	0	0	0	0	NA	0
Sub-Total (B)(1)		3	467537	0	0	467537	1.32	467537	0	467537	1.32	0	0	0	0	0		467537
Central Government/ State Government(s)/ President of India																		
Sub-Total (B)(2)		0	0	0	0	0	0	0	0	0	0	0	0	0	0	0		0
3. NON-INSTITUTIONS																		
a. INDIVIDUALS																		
i. Individual shareholders holding nominal share capital up to Rs. 2 lakhs.		8047	5498920	0	0	5498920	15.58	5498920	0	5498920	15.58	0	0	0	0	0	NA	5498639
ii. Individual shareholders holding nominal share capital in excess of Rs. 2 lakhs.		21	3838971	0	0	3838971	10.88	3838971	0	3838971	10.88	0	0	0	0	0	NA	3838971
Names																		
RAMESHBHAI BALDEVBHAI PATEL	AJMPP9771D		1839354			1839354	5.21	1839354	0	1839354	5.21		0	0	0	0		1839354
NBFCs registered with RBI		0	0	0	0	0	0	0	0	0	0	0	0	0	0	0	NA	0
c. Employee Trusts		0	0	0	0	0	0	0	0	0	0	0	0	0	0	0	NA	0
d. Overseas Depositories (holding DRs) (balancing figure)		0	0	0	0	0	0	0	0	0	0	0	0	0	0	0	NA	0
e. ANY OTHER																		
BODIES CORPORATE		249	6505503	0	0	6505503	18.44	6505503	0	6505503	18.44	0	0	0	0	0	NA	6505503
Names																		
ARCADIA SHARE & STOCK BROKERS PVT LTD	AAACA4562G		899918			899918	2.55	899918	0	899918	2.55		0	0	0	0	898588	899918
PRATIK MINERALS PRIVATE LIMITED	AAACP9193N		3036206			3036206	8.6	3036206	0	3036206	8.6		0	0	0	0		3036206
VIKING INDUSTRIES PRIVATE LIMITED	AACCV3221B		699654			699654	1.98	699654	0	699654	1.98		0	0	0	0		699654
Clearing Members		40	27235	0	0	27235	0.08	27235	0	27235	0.08	0	0	0	0	0	NA	27235
DIRECTORS AND THEIR RELATIVES		11	832200	0	0	832200	2.36	832200	0	832200	2.36	0	0	0	0	0	NA	832200
Employees		33	12715	0	0	12715	0.04	12715	0	12715	0.04	0	0	0	0	0	NA	0
HINDU UNDIVIDED FAMILIES		265	594559	0	0	594559	1.68	594559	0	594559	1.68	0	0	0	0	0	NA	594558
NRI – Non- Repat		16	17706	0	0	17706	0.05	17706	0	17706	0.05	0	0	0	0	0	NA	17706
NRI – Repat		87	1859713	0	0	1859713	5.27	1859713	0	1859713	5.27	0	0	0	0	0	NA	1175303
Names																		
CHINTAN MAGANLAL KAKKAD	BMOPK8345K		387525			387525	1.1	387525	0	387525	1.1		0	0	0	0		387525
NARENDRA MANIBHAI PATEL	BFJPP6541L		474274			474274	1.34	474274	0	474274	1.34		0	0	0	0		474274
TRUSTS		1	206	0	0	206	0	206	0	206	0	0	0	0	0	0	NA	206
Sub-Total (B)(3)		8770	19187728	0	0	19187728	54.38	19187728	0	19187728	54.38	0	0	0	0	0		18490321
Total Public Shareholding (B)= (B)(1)+(B)(2)+(B)(3)		8773	19655265	0	0	19655265	55.7	19655265	0	19655265	55.7	0	0	0	0	0		18957858
Details of the shareholders acting as persons in Concert including their Shareholding (No. and %):																		
Details of Shares which remain unclaimed may be given hear along with details such as number of shareholders, outstanding shares held in demat/unclaimed suspense account, voting rights which are frozen etc.																		




Table IV

Table IV - Statement showing shareholding pattern of the Non Promoter- Non Public shareholder

Table IV - Statement showing shareholding pattern of the Non Promoter- Non Public Shareholder																			
	Category & Name of the Shareholders (I)	PAN (II)	Nos. of Shareholder (III)	No. of fully paid up equity shares held (IV)	Partly paid-up equity shares held (V)	No. of shares underlying Depository Receipts (VI)	Total nos. shares held (VII = IV + V + VI)	Shareholding % calculated as per SCRR, 1957 As a % of (A+B+C2) (VIII)	Number of Voting Rights held in each class of securities (IX)				No. of Shares Underlying Outstanding convertible securities (including Warrants) (X)	Total Shareholding as a % assuming full conversion of convertible securities (as a percentage of diluted share capital) (XI)	Number of Locked in shares (XII)		Number of Shares pledged or otherwise encumbered (XIII)		Number of equity shares held in dematerialized form (XIV) (Not applicable)
									No. of Voting Rights			Total as a % of Total Voting rights			No.(a) (Not applicable)	As a % of total Shares held (Not applicable) (b)			
									Class X	Class Y	Total								
1.	Custodian/DR Holder		0	0	0	0	0	0	0	0	0	0	0	0	0	0	0	NA	0
	Employee Benefit Trust (under SEBI (Share based Employee Benefit) Regulations, 2014)																		
2.	Total Non-Promoter- Non Public Shareholding (C)= (C)(1)+(C)(2)		0	0	0	0	0	0	0	0	0	0	0	0	0	0	0	NA	0

