



25th
ANNUAL
REPORT
2017-18



Mr. Sudhir R. Parikh
Non Executive Director

Mr. Atil C. Parikh
CEO &
Managing Director

Mr. Chandresh S. Parikh
Chairman
Non Executive Director

Mr. Rajesh C. Parikh
Non Executive Director

Mr. Ramkisan A. Devidayal
Independent
Director

Mrs. Darsha R. Kikani
Independent
Director

Chief Financial Officer

Mr. Narendra R. Patel (w.e.f. 07.07.2017)

Company Secretary

Mr. Sagar Gandhi (upto 30.12.2017)
Mrs. Komal Tiwari (w.e.f. 03.01.2018)

Audit Committee of Directors

Mr. Ramkisan A. Devidayal - Chairman
Mr. Chandresh S. Parikh - Member
Mrs. Darsha R. Kikani - Member

**Nomination & Remuneration
Committee of Directors**

Mr. Ramkisan A. Devidayal - Chairman
Mrs. Darsha R. Kikani - Member
Mr. Rajesh C. Parikh - Member

**Stakeholder Relationship &
Share Transfer Committee of Directors**

Mr. Chandresh S. Parikh - Chairman
Mr. Ramkisan A. Devidayal - Member
Mr. Rajesh C. Parikh - Member

Company Identification No.

U15543GJ1993PLC020540
ISIN:INE799W01013

Statutory Auditors

M/s. K.M. Swadia & Co.,
Vadodara

Bankers / Financial Institutions

IDBI Bank Limited

**Registrar & Share Transfer Agent
Link Intime India Pvt. Ltd.**

Shangrila Complex, 1st Floor,
Opp. HDFC Bank, B Tower, 102B and 103
Near Radhakrishna Char Rasta,
Akota, Vadodara - 390 020.
Tel : 0265-2356573 | 2356794, Fax : 0265-2356791
Email : vadodara@linktime.co.in

Registered Office

9/10 GIDC Industrial Estate,
Waghodia - 391 760.
Dist. : Vadodara.
Gujarat, India.
Tel : +91 2668 292297, +91 7574806350
Fax : +91 2668 264003

Website

<http://www.20nano.com>

Email

cs@20nano.com
investors@20nano.com

CONTENTS

Particulars	Page No.
1. Notice for the Annual General Meeting	1
2. Board's Report	5
3. Report on Corporate Governance	27
4. Independent Auditors' Report	37
5. Balance Sheet	43
6. Statement of Profit and Loss	45
7. Cash Flow Statement	47
8. Statement of Significant Accounting Policies	49
9. Notes to Financial Statement	69
10. Attendance Slip / Proxy Form	103

**From the desk of
CEO & Managing Director...**



Dear Stakeholders,

I am delighted to WELCOME you all at the 25th Annual General Meeting of the Company to review the workings of the Company of the fiscal 2017-18.

20 Microns Nano Minerals Limited is primarily in the business segments of (i) Functional Additives (FA) such as Polyethylene Wax and Wax Emulsions and (ii) Chemically Modified Minerals (CMM) such as Attapulgate, Bentonite, Organoclay, Matting Agent, Diatomaceous Earth and Calcium Oxide. This product portfolio is supplemented by (i) Soft Minerals (SM) such as Mica, Talc and China Clay and (ii) Hard Minerals (HM) such as Calcite, Dolomite and Silica. Our diversified product portfolio has enabled us to become a broad based specialty chemical manufacturer. Our product caters to a variety of applications and are used in a wide spectrum of industries. Our Company has an established a significant market presence in India and Abroad for commercial distribution and technical assistance.

Some of our products such as Polyethylene Wax, Organoclays, Matting Agents and Specialized Bentonites are import substitutes. They help us to cater to domestic demand of products at attractive prices.

Our Business strategy is to focus on the scaling up the production of high margin yielding products making it an imperative that 20 Microns Nano employees developed a connection to core components of a strategy and felt passionate and confident about where it would take the Company in the future. It was also necessary to cultivate a culture that was able to endure the cyclical pressures and volatility of the mining industry. Your company has also identified key operational aspects of the business and formulated a strategy that could be enacted immediately but remain relevant in the future.

Further, your Company has a DSIR approved, well-equipped Research and Development Center ("R&D Center") which continuously carries out product and process development activities for enhancing product quality, improving operational efficiencies and augmenting the product lines.

20 Microns Nano Minerals Limited intends to set up a new manufacturing facility at Waghodia, Vadodara, Gujarat to add to its manufacturing capacity for our new products as well as to increase the manufacturing capacity for our existing products.

For the aforesaid purpose, your company is going for the SME IPO to Raise Rs.21 Crores with the aim to fetch and grow in the aforesaid activities and has filed the Draft Red Herring Prospectus (DRHP) with the **NSE EMERGE**.

As a modern mining company, the Board's intention to create, maintain and return value to shareholders remains strong and uppermost in the Board's mind, as a result, FY2017-18 is the First year in which we have delivered fully franked Interim dividends to our shareholders – something we are proud of. Our final dividend of Rs.0.80 per share, when added to the interim dividend of Rs.1.00 per share, brings the full year payout ratio to 48% of net profit after tax, slightly above the top end of our guidance range.

The year passed by, has shown very encouraging results with an increase in the turnover at Rs.38.13 Crore as compared to the same at Rs.35.04 Crore of previous fiscal whereas, the Net Profit showed a significant increase at Rs. 3.33 Crore as compared to the same at Rs. 1.58 Crore of the previous year.

During the year, Company has participated in various exhibitions held across India such as **PAINT INDIA 2018, IFEX 2018, INDIAN CERAMICS 2018 & PLAST INDIA 2018**.

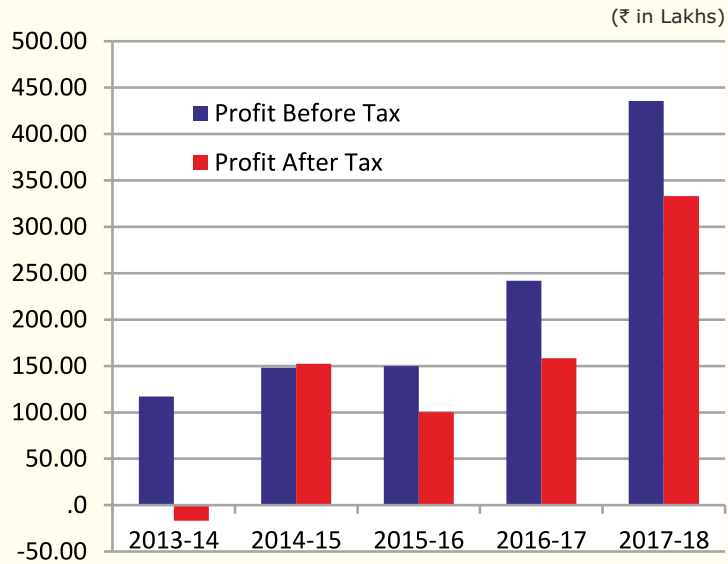
20 Microns Nano Minerals Limited achieved newer heights of success in the financial year 2017-18 through hard work, skill and commitment, all of which is made possible through the support of our shareholders and the financial community and our dedicated employees. I look forward to updating you on our progress over the next 12 months.

20 Microns Nano Minerals Limited stays committed to partnering for value creation and takes this opportunity to thank all our stakeholders including independent directors, our customers, partners, bankers and shareholders for reposing their confidence in the Company and providing their unstinted support. Their unwavering commitment instils great confidence as we embark on another productive year.

Thank you all,

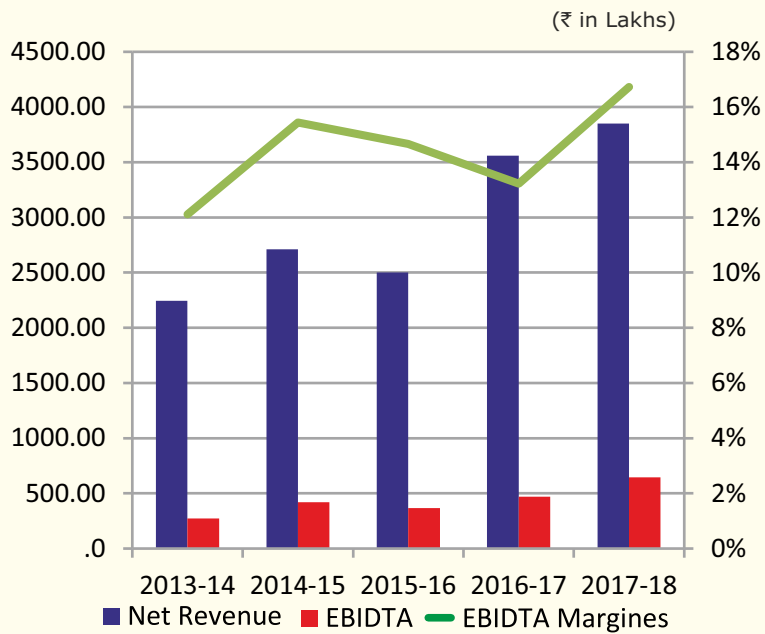
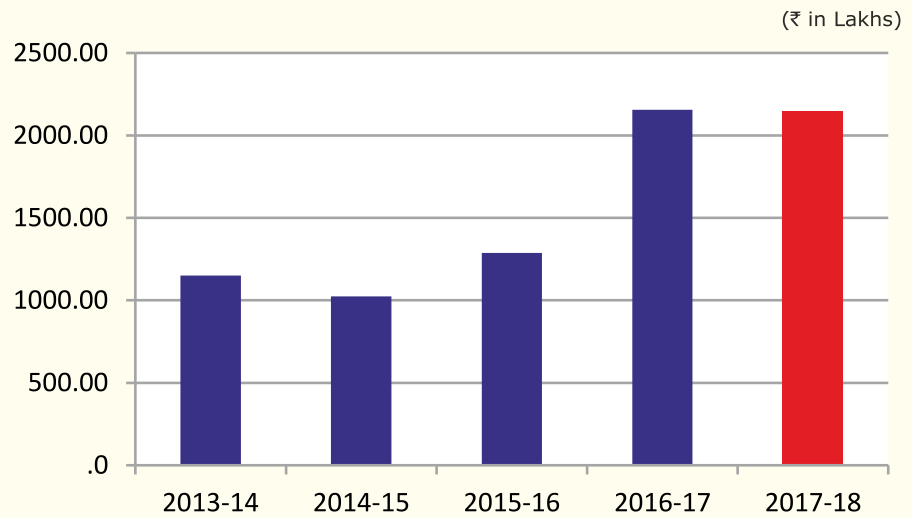
Atil C. Parikh
(CEO & Managing Director)

PERFORMANCE INDICATORS



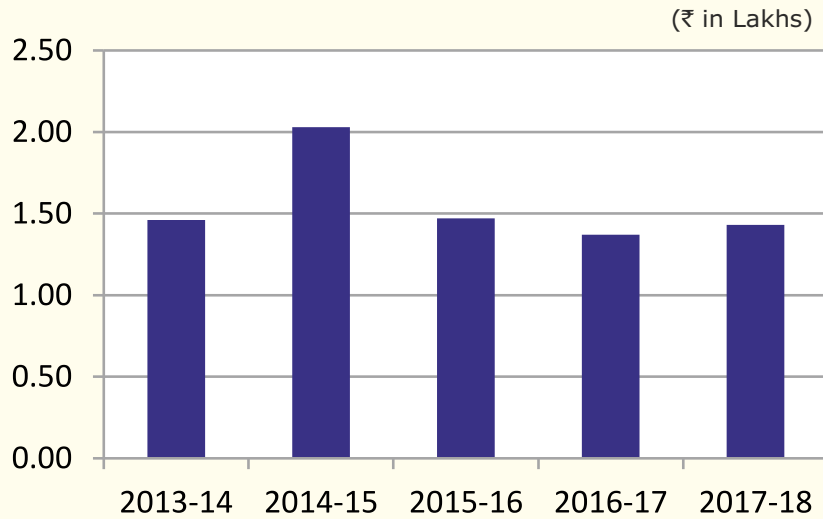
Profit Before & After Tax

Net Fixed Assets



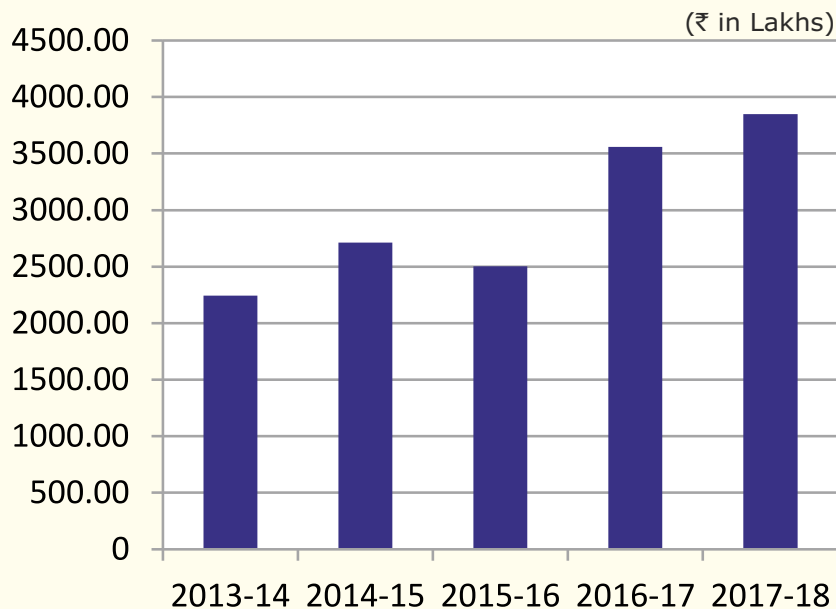
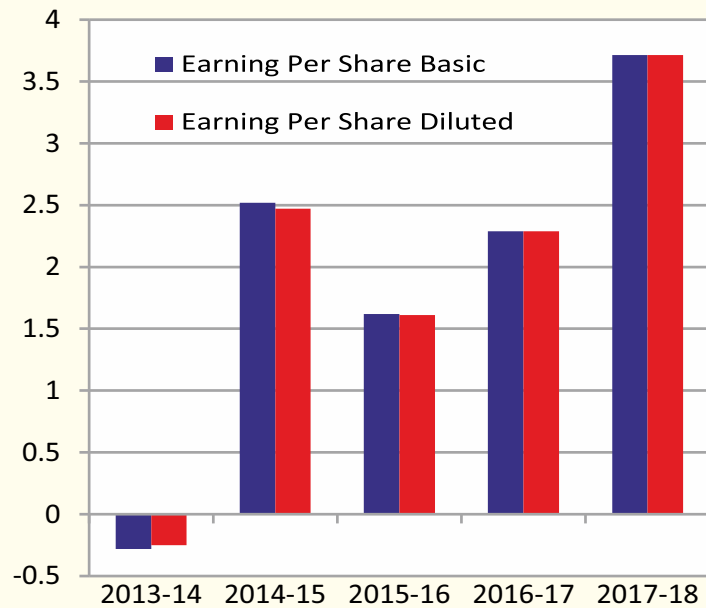
Net Revenue - EBIDTA

PERFORMANCE INDICATORS



Assets Turnover Ratio
(Excluding CWIP)

Earning per share



Net Revenue

NOTICE FOR THE ANNUAL GENERAL MEETING

NOTICE is hereby given that the 25th ANNUAL GENERAL MEETING of the Shareholders of **20 Microns Nano Minerals Limited** will be held on Monday, the 30th day of April, 2018 at 11.00 A.M. at 347, GIDC Industrial Estate, Waghodia – 391 760, Dist. Vadodara, Gujarat to transact the following business:

ORDINARY BUSINESS:

1. To receive, consider and adopt the Audited Balance Sheet as at 31st March, 2018, Audited Profit and Loss Account and Cash Flow Statement of the Company for the year ended 31st March, 2018 together with Directors' Report and Auditors' Report thereon.
2. To declare final dividend on Equity Share capital for the financial year ended March 31, 2018.
3. To appoint a Director in place of Mr. Rajesh C. Parikh [DIN: 00041610], who retires by rotation and being eligible, offers himself for re-appointment.
4. Ratification of the Appointment of Statutory Auditors.

To ratify the appointment of Statutory Auditors and fix their remuneration and, if thought fit, to pass, with or without modification(s), the following resolution as an Ordinary Resolution:

"RESOLVED THAT pursuant to the provisions of Section 139 and all other applicable provisions, if any, of the Companies Act, 2013 ("Act") and the Companies (Audit and Auditors) Rules, 2014 as amended from time to time, the Company hereby ratifies the appointment of M/S K.M. Swadia & Company, Chartered Accountants, Vadodara (Firm Registration No. 110740W), as Statutory Auditors of the Company to hold office from the conclusion of this Annual General Meeting till the conclusion of the Twenty Seventh (27th) AGM to be held in 2020 to examine and audit the accounts of the Company for the financial year 2018-19 at such remuneration as may be mutually agreed between the Board of Directors of the Company and the Auditors."

SPECIAL BUSINESS:

5. To consider and approve Re-appointment of Mr. Ramkisan Devidayal as an Independent Director of the Company

To consider and if thought fit, to pass, with or without modification(s) the following resolution as Special Resolution:

"RESOLVED THAT pursuant to the provisions of Sections 149 and 152 read with Schedule IV and any other applicable provisions of the Companies Act, 2013 ('the Act') and the Companies (Appointment and Qualification of Directors) Rules, 2014 (including any statutory modification(s) or re-enactment thereof for the time being in force), Mr. Ramkisan Amirchand Devidayal (DIN: 00238853), Independent Director of the Company who has submitted a declaration that he meets with the criteria for independence as provided in Section 149(6) of the Companies Act, 2013 and who is eligible for re-appointment, be and is hereby re-appointed to hold office for five consecutive years for a term from April 1, 2019 to 31st March 2024, and whose office shall not be liable to retire by rotation."

"RESOLVED FURTHER THAT the Board be and is hereby authorized to do all such acts and take all such steps as may be necessary, proper or expedient to give effect to this resolution."

"RESOLVED FURTHER THAT anyone of CEO & MD or CFO or Company Secretary of the Company be and is hereby authorised to sign on the Certified copy of the aforesaid resolution and do all such necessary acts, deeds as they deem fit."

6. To consider and approve payment of Commission to Non-Executive Directors and Independent Directors within the overall ceiling limit of 1% of the Net Profit of the Company

To consider and if thought fit, to pass with or without modification(s), the following resolution as a Special Resolution:

"RESOLVED THAT pursuant to provisions of Section 197, 198 and all other applicable provisions of the Companies Act, 2013 ("the Act") (including any statutory modification(s), amendments thereto, or re-enactment thereof, for the time being in force), consent of the members of the Company be and is hereby accorded for payment by the Company to its Non-Executive Directors (other than the Managing Director(s)

NOTICE FOR THE ANNUAL GENERAL MEETING [Contd.]

and Whole-time Director(s) of the Company); in addition to the sitting fees for attending meetings of the Board and its Committees; such commission as the Board of Directors may determine in such manner that the overall commission shall not exceed 1% of the net profits of the Company during financial year 2018-19 computed in the manner provided under Section 198 of the Act to be distributed amongst them in such proportion as may be determined by the Board of Directors / Nomination and Remuneration Committee."

"RESOLVED FURTHER THAT anyone of CEO & Managing Director or Company Secretary or Chief Financial Officer of the Company be and is hereby authorised to do all acts and take all such steps as may be necessary, proper or expedient to give effect to this resolution."

By Order of the Board of Directors

Place: Waghodia, Vadodara
Date: 21.04.2018

(Komal Tiwari)
Company Secretary

Notes:

1. A MEMBER ENTITLED TO ATTEND AND VOTE AT THE MEETING IS ENTITLED TO APPOINT A PROXY TO ATTEND AND VOTE INSTEAD OF HIMSELF AND A PROXY NEED NOT BE A MEMBER OF THE COMPANY.
2. **A person can act as a proxy on behalf of members not exceeding fifty and holding in the aggregate not more than ten percent of the total share capital of the Company carrying voting rights. A member holding more than ten percent of the total share capital of the Company carrying voting rights may appoint a single person as proxy, provided such person shall not act as a proxy for any other person or shareholder.**
3. The Proxy form duly completed must reach the Registered Office of the Company not later than forty-eight hours before the time of holding the meeting.
4. Members/Proxies should bring duly filled in and signed Attendance Slip sent herewith for attending the Meeting.
5. Explanatory statement pursuant to SECTION 102 OF THE COMPANIES ACT, 2013 in respect of the Items stated in the Notice is annexed herewith.

EXPLANATORY STATEMENT PURSUANT TO THE PROVISIONS OF SECTION 102 OF THE COMPANIES ACT, 2013

Item No.5

To reappoint Mr. Ramkisan Devidayal as an Independent Director of the Company:

The Members of the Company, at the 21st Annual General Meeting held on September 11, 2014 had approved the appointment of Mr. Ramkisan Devidayal as an Independent Director of the Company, whose term is due to expire on 31st March, 2019.

The Performance evaluation of the Independent Director was conducted by the entire Board (excluding the Director being evaluated) on the basis of criterias such as Transparency, Analytical Capabilities, Performance, Leadership, Ethics and ability to take balanced decisions regarding stakeholders, etc.

Accordingly, based on the performance evaluation of the Independent Directors, the Nomination & Remuneration Committee and Board of Directors of the Company at their meeting held on 21st April, 2018, have approved and recommended the reappointment of the aforesaid Independent Director, for a second term as provided in the resolutions, and they shall not be liable to retire by rotation at the Annual General Meeting as provided under Section 152(6) of the Companies Act, 2013.

As per Section 149(10) of the Companies Act, 2013 (CA 2013), an Independent Director shall hold office for a term of upto five consecutive years on the Board of a Company, but shall be eligible for re-appointment on passing a special resolution by the Company for another term of upto five consecutive years on the Board of a Company. The Company has received declarations from the Independent Director confirming that they meet with the criteria of Independence as prescribed under sub-section (6) of Section 149 of the Companies Act, 2013 and as per SEBI (Listing Obligations and Disclosure Requirements) Regulations, 2015.

NOTICE FOR THE ANNUAL GENERAL MEETING [Contd.]

In the opinion of the Board, Mr. Ramkisan Devidayal fulfills the conditions specified in the Act. Copy of the letter for appointment of Mr. Ramkisan Devidayal as an Independent Director setting out the terms and conditions would be available for inspection without any fee by the members at the Registered Office of the Company during working days of the Company (Mon-Fri), excluding 2nd & 4th Saturday from 9:30 A.M to 6:30 P.M

Accordingly, the Board recommends passing of the Resolution at Item No. 5 of the Notice as a Special Resolution.

Except Mr. Ramkisan Devidayal, being an appointee, none of the Directors or Key Managerial Personnel of the Company or their relatives is concerned or interested, financial or otherwise, in the resolution set out at Item No. 5.

Your Directors commend the resolution at Item No. 5 for your approval and acceptance.

Item No.6

Payment of Commission to Non-Executive Directors and Independent Directors within the overall ceiling limit of 1% of the Net Profit of the Company

It is proposed to pay remuneration by way of commission not exceeding 1% of the net profit of the Company for FY 2018-19 for a period of one year to the Non-Executive including Independent Directors of the Company. The payment of commission shall be in addition to the sitting fees payable for attending the meetings of the Board of Directors/ Committee, and reimbursement of expenses in relation thereto.

Section 197 of the Companies Act, 2013("the Act") permits payment of remuneration to the Non-Executive Directors, who are neither in the Whole-time employment of the Company nor the Managing Director, by way of commission on the net profit of the Company for a financial year; computed in the manner referred to in Section 198 of the Act; after obtaining prior approval of shareholders. In case of a Company having a Managing Director or Whole-time Director, the commission amount shall not exceed 1% of the net profit of the Company.

Thus, approval of the members of the Company is being sought by way of special resolution proposed under this item. It is also proposed to authorise the Board of Directors to decide on the modality and quantum of distribution of the said commission amongst the eligible Non-Executive Directors based on their contribution to the Company and other terms and conditions in the matter.

All the Non-Executive Directors of the Company, who shall be entitled to share the commission, are interested in the proposed resolution. At present Mr. Chandresh S Parikh, Mr. Rajesh C Parikh, Mr. Sudhir R Parikh are Non-executive, Non-Independent Director and Mr. Ramkisan Devidayal and Mrs. Darsha R Kikani are the Non-Executive Independent Directors of the Company; and therefore they are concerned and interested in the proposed resolution to the extent they may get their share in the said commission.

Apart from the Directors as mentioned above none of the Directors/ Key Managerial Personnel of the Company or their relatives, in any way, concerned or interested, financially or otherwise in the Resolution set out at item No. 6 of the Notice.

Your Directors commend the resolution at Item No. 6 for your approval and acceptance.

By Order of the Board of Directors

Place: Waghodia Vadodara.
Date: 21.04.2018

(Komal Tiwari)
Company Secretary

NOTICE FOR THE ANNUAL GENERAL MEETING [Contd.]**ANNEXURE TO ITEMS 2 & 5**

Details of Directors seeking re-appointment at the forthcoming Annual General Meeting [in pursuance of Secretarial Standards issued by the Institute of Company Secretaries of India & SEBI (Listing Obligation and Disclosure Requirements) Regulation, 2015]

Name of the Director	Mr. Rajesh Chandresh Parikh	Mr. Ramkisan Devidayal
Director Identification Number (DIN)	00041610	00238853
Date of Birth	28/12/1971	08.12.1950
Nationality	Indian	Indian
Date of appointment on the Board	09/03/2009	01/10/2008
Qualification	B.E. [Mech.] & MBA	Master's degree in Commerce & Management
Expertise in specific functional area	Marketing & Business Development of Products	Experience in the fields of Agrochemicals of about 35 years
No of shares held in the company	10 (Ten) Shares @ 10 each	NIL
Relation inter-se	Mr. Chandresh S. Parikh, Non-Executive Chairman – Father Mr. Atil C. Parikh, CEO & Managing Director – Brother	NIL
List of directorships held in other companies	20 Microns Limited	<ol style="list-style-type: none"> 1. Devidayal Electromet Limited 2. Ritika Investment Company 3. Banco Products [India] Limited 4. 20 Microns Limited 5. Munjal Auto Industries Limited 6. Gujarat Metal Cast Industries Limited 7. NJ India Realty Opportunities LLP 8. ACL Mobile Limited
Chairman/ Member in the Committees of the Boards of listed companies in which he/she is a Director(*)	Stakeholders Relationship & Share Transfer Committee of Directors – MEMBER	<ol style="list-style-type: none"> 1. 20 Microns Limited-Audit Committee-Chairman & Stakeholder Relationship & Share Transfer Com – Member 2. Banco Products (India) Ltd- Audit Com – Chairman & Stakeholder Relationship Com – Member 3. Munjal Auto Industries Ltd- Audit Com – Member & Stakeholder Relationship Com – Member 4. ACL Mobile Ltd. -Audit Com – Chairman

(*)Audit Committee and Stakeholder Relationship Committee Considered.

ROUTE MAP OF AGM VENUE

BOARD'S REPORT

To the Members,

Your Directors have pleasure in submitting 25th Annual Report of the Company together with the Audited Statement of Accounts for the year ended 31st March, 2018.

1. FINANCIAL RESULTS

The Company's financial performance for the year under review along with previous year's figures are given hereunder:

(Amount in ₹)

Particulars	2017-18	2016-17
Total Revenue	384,934,397	355,933,068
Profit before Depreciation, Interest and Tax (PBDITA)	64,398,471	47,086,723
Interest for the year	8,446,527	10,573,757
Depreciation for the year	12,394,689	12,344,901
Profit/(Loss) before tax and Exceptional item	43,557,255	24,168,065
Exceptional items	-	-
Profit/(loss) for the year	43,557,255	24,168,065
Tax liability :-		
Current Year's Tax	11,497,151	6,202,624
Adjustment for earlier tax expenses	(132,310)	-
Deferred Tax Liability/(Asset)	(1,121,187)	2,098,371
Net Profit/(Loss) for the year	33,313,601	15,867,070
Other comprehensive income	(16,041)	(26,499)
Total comprehensive income for the year	33,297,560	15,840,571

Indian Accounting Standard:

The Ministry of Corporate affairs vide its notification in the official gazette dated February 16, 2015 notified the Indian Accounting Standards (IND AS) applicable to certain classes of Companies. Ind AS has replaced the existing Indian GAAP prescribed under Sec. 133 of the Companies Act, 2013. Hence, Company has prepared the Financial Accounts for the year 2017-18 based on IND AS.

2. DIVIDEND

A. Interim Dividend:

Your Company has distributed an interim dividend at the rate of 10% (Re. 1/- per share) amounting to Rs. 89,70,020/- (Rupees Eighty Nine Lakh Seventy Thousand Twenty Only) out of the profit of the Company, to the shareholders as on the closing hours of business on 13 October, 2017, being the record date fixed by the Board of Directors for this purpose.

B. Final Dividend:

In addition to interim dividend, your Directors are pleased to recommend a final dividend of INR 0.80 per equity share of face value of INR 10 each for the year ended 31 March, 2018, subject to approval of shareholders at the ensuing Annual General Meeting of the Company.

BOARD'S REPORT [Contd.]

Final dividend, if approved by the shareholders, taken together with the interim dividend, will amount to total dividend of INR 1.80 per equity share for the financial year 2017-18.

3. SME Initial Public Offer (IPO)

The Company is about to expand and promote its business in processing and selling of a wide range of Specialty Chemicals which primarily include functional additives, Chemically Modified Minerals, Soft Minerals and Hard Minerals. For this purpose, Company is going to start a new Project in Waghodia, GIDC Industrial Estate.

In this regard Company has filed the Draft Red Herring Prospectus (DRHP) on 22nd March, 2018 with the NSE-Emerge.

4. TRANSFER OF UNCLAIMED DIVIDEND TO INVESTOR EDUCATION AND PROTECTION FUND

No Unclaimed Dividend has been transferred to Investor Education and Protection Fund (IEPF).

5. REVIEW OF BUSINESS OPERATIONS

Your Directors wish to present the details of Business operations done during the year under review:

Manufacturing :

During the year, your company has achieved production of finished goods of 23,162 MTS as against 17,826 MTS of previous year.

Outsource Material:

During the year, your company has outsourced 2,185 MTS as against 3,726 MTS of previous year.

Mining Material:

During the year, your company has excavated 55,671 MTS of minerals as against 95,792 MTS of previous year.

Sales & Marketing:

During the year, Sales Volume was 87,937 MTS as against 1,20,818 MTS of previous year.

On Marketing front, your Company is taking various strategic steps to introduce new products for various applications and the company expects to generate higher sales volumes

6. DEMATERIALISATION OF SHARES OF THE COMPANY

Your Company has dematerialize Equity Shares with Central Depository Services (India) Limited (CDSL) and National Securities Depository Limited (NSDL) and obtained ISIN - INE799W01013. The Company has also appointed Link Intime India Private Limited, Mumbai as the Registrars and Share Transfer Agent (RTA).

7. MATERIAL CHANGES AND COMMITMENT IF ANY AFFECTING THE FINANCIAL POSITION OF THE COMPANY OCCURRED BETWEEN THE END OF THE FINANCIAL YEAR TO WHICH THIS FINANCIAL STATEMENTS RELATE ON THE DATE OF THE REPORT

No material changes and commitments affecting the financial position of the Company occurred between the end of the financial year to which this financial statements relate on the date of this report. Further, during the financial year under report, no significant or material orders have been passed by any of the regulators or courts or tribunals impacting the going concern status and operations of the Company in future.

8. MANAGEMENT DISCUSSIONS AND ANALYSIS

As you are aware the Company has implemented some provisions of SEBI (Listing Obligations and Disclosure Requirements) Regulation, 2015, although the same are not applicable to the company.

BOARD'S REPORT [Contd.]

REVIEW OF FINANCIAL PERFORMANCE

The Gross Revenue achieved during the year from Sale of Products is Rs. 3813.25 Lakhs as against Rs. 3503.52 of the previous year and earned Net Profit after tax Rs. 332.98 Lakhs as against Net Profit after tax of Rs. 158.41 Lakhs of the previous fiscal.

BUSINESS OPPORTUNITIES AHEADS

20 Microns Nano Minerals Limited has predominantly shifted its focus into Functional Additives and Chemically Modified Minerals and Specialties in its constant drive to technologically challenge its products to cater a diverse industry base with its innovation backup and the thrive to perform by competing with global giants and proving its existence through remarkably excellent product quality and superior performance taking leaps in the years to come through continued research and development.

20 Microns Nano Minerals has always believed in continuous development for product base into existing and newer applications like Plastic & Polymers, Paints & Coatings, Rubber, Printing Inks, Cosmetics, Ceramics, Agrochemicals, Foundry, Filtration, and Water Treatment. The market demand for specialties created by 20 Microns Nano Minerals is constantly evolving and is likely to expand into newer dimensions in the years to follow and leading to the much needed shift to concentrate on more value added specialties and additives to cater to the trends with improved margins and better turnover.

Customized Product Development for multiple applications by providing cost effective solutions to the end formulations has always been a top priority for 20 Microns Nano Minerals Limited. Our strong R&D team constantly puts efforts in innovating and creating solutions for our customers which keeps us motivated through the product development journey. The markets are expanding and the demand is generating globally for our products most of which are already widely accepted around the globe substituting many imported products.

Our Functional Additives range offers a new perspective by improvement in the overall functionality and processing capabilities of the end product. Micronized Waxes & Wax Emulsions are an integral part of this new range of offerings for Plastics & Polymers, Coatings, Printing Inks, Textiles and many other industries where we produce Multifunctional processing aids, dispersing lubricants wax lubricants, wax emulsions and PE Waxes for the mentioned industries.

Our Dessicant range of products falling under Vaporoxol series helps improve the shelf life of the products by absorbing moisture by chemical reactions. Surface treated Calcium oxide is used as dessicant in Rubber and Polymer industries where moisture sensitive ingredients need to be protected. This product would enable us to improve our market share in the mentioned applications by substituting the currently used imported products in the domestic markets.

A unique range of Organoclay based inorganic thickeners for Paints & Coatings, Grease, Drilling Fluids, Printing Inks, Cosmetics and various other industries have given our company a strong foothold in the Chemically Modified Minerals space which is a new integral category offering within the company. These Rheology Modifiers enhances the rheological properties of the end products. Attapulgite, Siliceous Earth and Bentonite based chemically modified products would also be gearing up to capture the markets for Coatings, Plastics, Rubber, Filtration, Cosmetics and other applications where we have introduced products for anti - blocking, filter aid and matting opacifiers giving a simplified touch to the complex chemistries of our customer formulations.

Our Matting Agents are treated colloidal silicas which improve the matting quotient of the end products catered mainly to the Coatings, Cosmetics and other related industries. We also take pride in also offering products which partially replace Carbon black, Precipitated Silica and Zinc Oxide with unique chemistries designed through our product offerings.

Our Company is also determined to add various functional grades for newer applications backed up by our

BOARD'S REPORT [Contd.]

R&D team whose initial results have shown encouraging results and would be launched in next financial year for better prospects and tapping the market demand. Our Sales team has done exceptionally well promoting these unique product offerings in the market by focusing more on the Functional Additives and Chemically Modified range of products where value addition is the key factor for any product churned out of 20 Microns Nano Minerals Limited.

Our Specialty product range has been showing great acceptance in international markets and would help extend our range and show a remarkable increase in the future years for accelerated growth. We have begun exporting to Middle East, Western Europe and Far East and expect to expand globally into other newer territories with our existing and new range of products.

Our Products currently cater to the best of industries and reputed customers and also accepted across various industrial projects which would help the company reach newer horizons and make it a established brand like its parent company very soon.

Company has filed Draft Red Herring Prospectus with the National Stock Exchange (NSE) Emerge for the SME IPO during the year for its New Project at WAGHODIA, GIDC Industrial Estate.

RESEARCH & DEVELOPMENT

Research and development (R&D) plays an essential role in all our activities and today more than ever, R&D is a strategic advantage for 20 Microns Nano Mineral Limited. It is a long, never ending road but each challenge is our primary motivator to develop today, the specialty mineral they will improves the industries future.

20 Microns Nano Mineral Research and Development activities contribute to its customer's market success by research base solution that meets their need. Optimize its process in order to be the process technology leader and to be sustainably profitable. R&D also concentrate on creating innovative and application base tailor made specialty mineral product for market and on serving future trend in mineral application on diversified field of industries.

Research and developing efficient mineral processing technologies and value added products and service strengthen our position as global suppliers of environmentally sustainable specialty mineral, which is based on its process design, technologies, and control optimization system.

We also promote our culture of innovation in all areas of the company to face the challenges of our time and safeguard profitable growth for our company and customers.

Scientifically founded innovations and the skills of our employees form the basis for our success as a company. We have technical specialists covering a wide range of industries including paints & coatings, polymers (plastic & rubber), paper, ceramic, construction additives, refractory & foundry, adhesive & sealants, ink, cosmetics, agrochemicals, etc.

BOARD'S REPORT [Contd.]

Innovative product developed during year 2017-18:		
Sr No.	Category	Grade Names
1	Attapulgit	ATP Powder
		ATPGEL 20T/50T
2	Bentonite	Riobent EW 70T/90T
		Nano Bond
3	Organoclays	Riobent OW/120
4	Flash Calcined Kaolin	Hypercilite
5	Polyethylene Wax	Micronised Wax Emulsion
		Flowax GC 10
6	Colored Mica	Colored Mica Copper/Silver/Golden
7	Matting Agent	FMSIL 410
8	Diatomaceous Earth	Hypermat
		Vaporsorb
9	Calicium silicate	Wolsil

MINING AT GLANCE

The company is possessing mining lease(s) for the following natural resources:

Status as on 31.03.2018

Sr. No.	Details of Mines	Approx. Reserves (in Lakhs Tons)	Approx. value of Reserves# (in Lakhs Tons)
1.	Limestone/Dolomite Mines, Anantpur, Andhra Pradesh, Area- 6 Hecter*.	9.100	1821.22
2.	Nadappa China Clay Mine, Nr. Village Nadappa, Tal. Bhuj, Dist. Kutch, Gujarat. Area- 7.30 Hecter.	11.048**	1601.95
TOTAL		20.148	3423.17

- the estimated net value addition available to the Company of the mineral reserves is not accounted for in the books as per the Accounting practice prevailing in India

* - under process of lease with concerned State Governments.

** - Figure as per UNFC code

9. CONSERVATION OF ENERGY, TECHNOLOGY ABSORPTION, FOREIGN EXCHANGE EARNINGS AND OUTGO

The information pertaining to conservation of energy, technology absorption, Foreign exchange Earnings and outgo as required under Section 134 (3)(m) of the Companies Act, 2013 read with Rule8(3) of the Companies (Accounts) Rules, 2014 is furnished in **Annexure A** and is attached to this report.

10. INTERNAL FINANCE CONTROL SYSTEM ADEQUACY

The Company has established proper and adequate system of internal control to ensure that all resources are put to optimum use and are well protected against loss, and all transactions are authorized, recorded and reported correctly and there is proper adherence to policies and guidelines, processes in terms of efficiencies and effectiveness. The Company's internal control systems are supplemented by an extensive program of internal audit by an independent firm.

All the transactions are conducted using the IT interface and the business processes are further audited by internal auditors.

The Company's internal control systems are also periodically tested and certified by the internal auditors. The Audit Committee constituted by the Board constantly reviews the internal control systems.

BOARD'S REPORT [Contd.]

11. STATEMENT CONCERNING DEVELOPMENT AND IMPLEMENTATION OF RISK MANAGEMENT POLICY OF THE COMPANY

The Company does not have any Risk Management Policy as the elements of risk threatening the Company's existence are very minimal.

12. DETAILS OF POLICY DEVELOPED AND IMPLEMENTED BY THE COMPANY ON ITS CORPORATE SOCIAL RESPONSIBILITY INITIATIVES

Since the corporate social responsibilities provisions are not applicable, the Company has not developed and implemented any initiatives.

13. PARTICULARS OF LOANS, GUARANTEES OR INVESTMENTS MADE UNDER SECTION 186 OF THE COMPANIES ACT, 2013

Loans, guarantees and investments covered under Section 186 of the Companies Act, 2013 form part of the notes to the financial statements provided in this Annual Report.

14. SHARE CAPITAL

During the year under review, Company has increased the Authorised Share Capital from Rs.10 Crores to Rs.20 Crores in the Extra Ordinary General Meeting of the Company held on 07th July, 2017. There was no change in Paid-up Share Capital during the year under review.

15. PARTICULARS OF EMPLOYEES

There are no employees in the Company who are drawing remuneration of Rs. 1.02 Crore or more when employed for the whole Financial Year and Rs. 8.50 lakhs or more per month.

16. ANNUAL EVALUATION

As per provisions of Section 134(3)(p) of the Companies Act, 2013 read with Rule 8(4) Annual Evaluation is applicable to public company having paid up share capital of Rs. 25 Crore or more at the end of preceding Financial year. The criteria is not applicable to the Company and accordingly annual evaluation is not required.

17. PARTICULARS OF CONTRACTS OR ARRANGEMENTS MADE WITH RELATED PARTIES

The particulars of Contracts or Arrangements made with related parties made pursuant to Section 188 are furnished in **Annexure B** and are attached to this report.

18. EXPLANATION OR COMMENTS ON QUALIFICATIONS, RESERVATIONS OR ADVERSE MARKS OR DISCLAIMERS MADE BY THE AUDITORS AND THE PRACTICING COMPANY SECRETARY IN THEIR REPORTS

There is no qualification, reservation or adverse remarks made by the Statutory Auditors in their report. The provisions relating to submission of Secretarial Audit Report is not applicable to Company but during the Financial Year company has adopted the same voluntary and there is no adverse remarks made by them.

19. COMPANY'S POLICY RELATING TO DIRECTORS APPOINTMENT, PAYMENT OF REMUNERATION AND DISCHARGE OF THEIR DUTIES

The Board of Directors has in accordance with the provisions of sub-section (3) of Section 178 of the Companies Act, 2013, formulated the policy setting out the criteria for determining credentials, positive attributes, independence of a Director and policy relating to remuneration for Directors, Key Managerial Personnel and other employees and has constituted the Nomination and Remuneration Committee vide Board Resolution dated 07.07.2017. The same is available on the Company's website www.20nano.com.

20. AUDITORS Statutory Auditors

Pursuant to the provisions of Section 139 of the Companies Act, 2013 and the Companies (Audit and Auditors) Rules, 2014, M/s. K. M. Swadia & Co., the Statutory Auditors of the Company have been appointed for a term of 3 years. However, their appointment as Statutory Auditors of the Company shall be required to be ratified by the Members at the every Annual General Meeting. The Company has received a confirmation from the said Auditors that they are not disqualified to act as the Auditors and are eligible to hold the office as Auditors of the Company.

BOARD'S REPORT [Contd.]

Necessary resolution for ratification of appointment of the said Auditors is included in the Notice of AGM for seeking approval of members.

Secretarial Auditor

Pursuant to the provisions of section 204 of the Companies Act, 2013 and the Companies (Appointment and Remuneration of Managerial Personnel) Rules, 2014, the Company has appointed Kashyap Shah & Co, Practicing Company Secretary (Certificate of Practice Number: 6672) to undertake the Secretarial Audit of the Company.

The Company has annexed to this Board Report as **Annexure C**, a Secretarial Audit Report given by the Secretarial Auditor for the FY 2017-18. Further there is no adverse remarks made by the Secretarial Auditor during the year 2017-18.

Reporting of Frauds by Auditors

During the year under review, the Statutory Auditors and Secretarial Auditor have not reported any instances of frauds committed in the Company by its Officers or Employees to the Audit Committee under section 143(12) of the Companies Act, 2013.

21. ANNUAL RETURN

The extracts of Annual Return pursuant to the provisions of Section 92 read with Rule 12 of the Companies (Management and administration) Rules, 2014 is furnished in **Annexure D** and is attached to this Report.

22. NUMBER OF BOARD MEETINGS CONDUCTED DURING THE YEAR UNDER REVIEW

The Company had conducted Seven(07)Board meetings during the financial year under review. These were held on 25th May, 2017; 07th July, 2017; 04th September, 2017; 13th October, 2017; 30th December, 2017; 13th February, 2018 and 06th March, 2018.

Sr. No.	Name of Director	Category	No. of Board Meeting attended	Attendance at Last AGM
1.	Mr. Chandresh Parikh	Chairman - Non-Executive Director	7	YES
2.	Mr. Atil Parikh	CEO & Managing Director	6	YES
3.	Mr. Rajesh Parikh	Non-Executive Director	5	YES
4.	Mr. Sudhir Parikh	Non-Executive Director	4	NO
5.	Mr. Ramkrishan Devidayal	Non-Executive, Independent Director	7	NO
6.	Mrs. Darsha Kikani (w.e.f. 25.05.2017)	Non-Executive, Independent Director	6	NO

23. DIRECTORS RESPONSIBILITY STATEMENT

In accordance with the provisions of Section 134(3)(C) of the Companies Act, 2013 the Board hereby submit its responsibility Statement:—

- (a) in the preparation of the annual accounts, the applicable accounting standards had been followed along with proper explanation relating to material departures;
- (b) the Directors had selected such accounting policies and applied them consistently and made judgments and estimates that are reasonable and prudent so as to give a true and fair view of the state of affairs of the company at the end of the financial year and of the profit and loss of the company for that period;
- (c) the Directors had taken proper and sufficient care for the maintenance of adequate accounting records in accordance with the provisions of this Act for safeguarding the assets of the company and for preventing and detecting fraud and other irregularities;
- (d) the Directors had prepared the annual accounts on a going concern basis; and
- (e) the Directors had devised proper systems to ensure compliance with the provisions of all applicable laws and that such systems were adequate and operating effectively.

BOARD'S REPORT [Contd.]

24. GOVERNANCE

A. Corporate Governance:

Your Company has a rich legacy of ethical governance practices many of which were implemented by the Company, even before they were mandated by law. Your Company is committed to transparency in all its dealings and places high emphasis on business ethics. As stated hereto provisions of Listing Requirements are not applicable to your company, the Report on Corporate Governance is annexed to this report as a good governance practice and transparent to the stakeholders.

B. Vigil Mechanism

The Company promotes ethical behavior in all its business activities and has put in place a mechanism for reporting illegal or unethical behavior. The Company has a Vigil Mechanism policy under which the employees are free to report violations of applicable laws and regulations and the Code of Conduct. The reportable matters may be disclosed to the Ethics and Compliance Task Force which operates under the supervision of the Audit Committee. Employees may also report to the Chairman of the Audit Committee. During the year under review, employee was not denied access to the Audit Committee. The policy of vigil mechanism may be accessed on the Company's website www.20nano.com.

C. THE SEXUAL HARASSMENT OF WOMEN AT WORKPLACE (PREVENTION, PROHIBITION AND REDRESSAL) ACT, 2013

The Company has in place an Anti-Sexual Harassment Policy in line with the requirements of the Sexual Harassment of Women at Workplace (Prevention, Prohibition and Redressal) Act, 2013. Internal Complaints Committee (ICC) has been set up to redress complaints received regarding sexual harassment. All employees (permanent, contractual, temporary, trainees) are covered under this Policy. The Policy is gender neutral. During the year under review No sexual Harassment Complaint has been received by the Company. The policy of Sexual Harassment at workplace may be accessed on the Company's website www.20nano.com

25. SUBSIDIARIES, JOINT VENTURES AND ASSOCIATE COMPANIES

The Company does not have any Subsidiary, Joint venture or Associate Company.

26. DEPOSITS

The Company has started accepting the deposits only from the shareholders of the company pursuant to the provisions of Companies Act, 2013 and Rules made thereunder. The said Scheme was approved by you at your Extra-ordinary General Meeting held on 22nd May, 2014 and subsequently approved by you from time to time.

As on 31.03.2018, Unsecured Fixed Deposits from Shareholders stood at the total of Rs. 226.32 Lakhs. Deposits amounting to Rs. 4 Lakhs are due for repayment on or before 31.03.2018.

The company has not made any default in repayment of deposits or interest due thereon.

27. DIRECTORS AND KEY MANAGERIAL PERSONNEL

Mr. Rajesh C. Parikh, Non-Executive Director of the Company retires at this Annual General Meeting and being eligible, offer himself for reappointment.

Mrs. Darsha R Kikani has been appointed as an Additional Director on the Board w.e.f 25.05.2017 and the same has been regularized in the 24th Annual General Meeting held on 21.09.2017.

The Board has appointed Mr. Ramkisan Devidayal as Non-executive Independent Director in the 21st Annual General Meeting of the Company held on 11th September, 2014 for a period of five(5) consecutive years w.e.f 01.04.2014. The aforesaid tenure will come to an end on 31.03.2019. In this regard board has availed the consent letter dated 17.04.2018 for the re-appointment of Mr. Ramkisan Devidayal for a second term of five(5) Consecutive Years w.e.f 01.04.2019.

BOARD'S REPORT [Contd.]

The re-appointment of the Ramkisan Devidayal will be held subject to the approval of the shareholders in the ensuing Annual General Meeting by way of Special Resolution.

Mr. Narendra R Patel has been appointed as Chief Financial Officer of the Company w.e.f 07.07.2017.

Mr. Sagar Gandhi has resigned from the post of Company Secretary and relieved on 30.12.2017.

Mrs. Komal Tiwari has been appointed as the Company Secretary and Compliance Officer of the Company w.e.f 03.01.2018.

28. DECLARATION OF INDEPENDENT DIRECTORS

The Independent Directors have submitted their disclosures to the Board that they fulfill all the requirements as stipulated in Section 149(6) of the Companies Act, 2013 so as to qualify themselves to be appointed as Independent Directors under the provisions of the Companies Act, 2013 and the relevant rules.

29. DISCLOSURE OF COMPOSITION OF COMMITTEE

The Company has constituted/ reconstituted various committees consisting of the Board of Directors and the same has been narrated in the Corporate Governance Report which forms the part of the Annual Report.

30. SHARES

a. BUY BACK OF SECURITIES

The Company has not bought back any of its securities during the year under review.

b. SWEAT EQUITY

The Company has not issued any Sweat Equity Shares during the year under review.

c. BONUS SHARES

No Bonus Shares were issued during the year under review.

d. EMPLOYEES STOCK OPTION PLAN

The Company has not provided any Stock Option Scheme to the employees.

31. ACKNOWLEDGEMENTS

Your Directors place on record their sincere thanks to bankers, business associates, consultants, Employees and various Government Authorities for their continued support extended to your Company's activities during the year under review. Your Directors also acknowledges gratefully the shareholders for their support and confidence reposed on your Company.

FOR AND ON BEHALF OF THE BOARD OF DIRECTORS

Chandresh S. Parikh
(Chairman)

Date: 21.04.2018
Place: Waghodia, Vadodara.

BOARD'S REPORT [Contd.]

Annexure A: Conservation of Energy, technology absorption, foreign exchange earnings and outgo

Particulars pursuant to the Companies (Accounts) Rules, 2014

A) Conservation of Energy-

- (i) the steps taken or impact on conservation of energy- NIL
- (ii) the steps taken by the company for utilizing alternate sources of energy- NIL
- (iii) the capital investment on energy conservation equipments- NIL

(B) Technology absorption-

- (i) the efforts made towards technology absorption - NIL
- (ii) the benefits derived like product improvement, cost reduction, product development or import substitution - NIL
- (iii) in case of imported technology (imported during the last three years reckoned from the beginning of the financial year)- NIL
 - (a) the details of technology imported - NIL
 - (b) the year of import - NIL
 - (c) whether the technology been fully absorbed - NIL
- (d) if not fully absorbed, areas where absorption has not taken Place, and the reasons thereof - NIL

Expenditure incurred on research and development is Rs. 1.08 Lakhs. (Previous year Rs. 0.73 Lakhs)

Foreign Exchange Earning and Outgo

Activities relating to exports; initiatives taken to increase exports; development of new export markets for products and services and export plans,

Total Foreign Exchange used and earned:

Foreign Exchange Earned: Rs. 234.57 Lakhs (Previous year Rs.243.69 Lakhs)

Foreign Exchange Used: Rs. 62.27 Lakhs (Previous year Rs. 222.11 Lakhs)

For and on behalf of the Board of Directors

(Chandresh S. Parikh)
Chairman

(Atil C. Parikh)
CEO & Managing Director

Place: Waghodia, Vadodara.
Date: 21.04.2018

BOARD'S REPORT [Contd.]

Annexure B - Particulars of Transactions made with related parties

[pursuant to Clause (h) of Sub-section (3) of Section 134 of the Companies Act, 2013 and Rule 8(2) of the Companies (Accounts) Rules, 2014]

AOC -2

This form pertains to the disclosure of particulars of transactions entered into by the Company with related parties referred to in sub-section (1) of Section 188 of the companies Act, 2013.

Details of transactions not at arm's length basis

There were no transactions entered into during the year ended March 31, 2018, which were not at arm's length basis.

Details of transactions at arm's length basis

The details of transactions at arm's length basis for the year ended March 31, 2018 are as follows-

Name of Related Party	Nature of Relationship	Type of Transaction	Duration of Contract	Salient Terms*	Amount (₹ in Lakhs)
20 Microns Ltd.	Holding Company	Purchase of Material	Not Applicable	Not Applicable	502.53
20 Microns Ltd.	Holding Company	Rent Paid	Not Applicable	Not Applicable	59.16
20 Microns Ltd.	Holding Company	Royalty Paid	Not Applicable	Not Applicable	77.94
20 Microns Ltd.	Holding Company	Purchase of Fixed Assets	Not Applicable	Not Applicable	2.00
20 Microns Ltd.	Holding Company	Sale of Material	Not Applicable	Not Applicable	192.67
20 Microns Ltd.	Holding Company	Rent Received	Not Applicable	Not Applicable	10.17
20 Microns Ltd.	Holding Company	Sale of Fixed Assets	Not Applicable	Not Applicable	--
20 Microns Ltd.	Holding Company	Service Provided	Not Applicable	Not Applicable	3.43
20 Microns Ltd.	Holding Company	Reimbursement of Expenses Paid	Not Applicable	Not Applicable	1.54
20 Microns Ltd.	Holding Company	Reimbursement of Expenses Received	Not Applicable	Not Applicable	1.70

* Appropriate approvals have been taken for related party transactions.

For and on behalf of the Board of Directors

(Chandresh S. Parikh)
Chairman

(Atil C. Parikh)
CEO & Managing Director

Place: Waghodia, Vadodara
Date: 21.04.2018

BOARD'S REPORT [Contd.]

Annexure C:

Secretarial Audit Report

(For the Financial year ended on 31st March, 2018)

[Pursuant to section 204(1) of the Companies Act, 2013 and Rule No. 9 of the Companies (Appointment and Remuneration of Managerial Personnel) Rules, 2014]

To,

The Members,

20 Microns Nano Minerals Limited

9-10 GIDC Industrial Estate

Waghodia,

Dist. Vadodara- 391760.

We have conducted the secretarial audit of the compliance of applicable statutory provisions and the adherence to good corporate practice by 20 Microns Nano Minerals Limited (hereinafter called "the Company"). Secretarial Audit was conducted in a manner that provided us a reasonable basis for evaluating the corporate conducts/ statutory compliances and expressing our opinion thereon.

Based on our verification of the Company's books, papers, minutes books, forms and returns filed and other records maintained by the Company and also the information provided by the Company, its officers, agents and authorized representatives during the conduct of secretarial audit, we hereby report that in our opinion, the Company has, during the audit period covering the financial year ended on 31st March, 2018 complied with the statutory provisions listed hereunder and also that the Company has proper Board processes and compliance mechanism in place to the extent, in the manner and subject to the reporting made hereinafter:

We have examined the books, papers, minute books, forms and returns filed and other records maintained by the Company, for the financial year ended on 31st March, 2018, according to the provisions of:

- The Companies Act, 2013 (the Act) and the rules made thereunder.
- The Securities Contracts (Regulation) Act, 1956 ('SCRA') and the rules made thereunder.
- The Depositories Act, 1996 and the Regulations and Bye-laws framed thereunder.
- Foreign Exchange Management Act, 1999 and the rules and regulations made thereunder to the extent of Foreign Direct Investment and Overseas Direct Investment and External Commercial Borrowings.
- The following Regulations and Guidelines prescribed under the Securities and Exchange Board of India Act, 1992 ('SEBI Act').
 - The Securities and Exchange Board of India (Substantial Acquisition of Shares and Takeovers) Regulations, 2011. - Not Applicable to the Company during the Audit Period.
 - The Securities and Exchange Board of India (Prohibition of Insider Trading) Regulations, 2015. - Not Applicable to the Company during the Audit Period.
 - The Securities and Exchange Board of India (Issue of Capital and Disclosure Requirements) Regulations, 2009.
 - The Securities and Exchange Board of India (Employee Stock Option Scheme and Employee Stock Purchase Scheme) Guidelines, 1999. - Not Applicable to the Company during the Audit Period.
 - The Securities and Exchange Board of India (Issue and Listing of Debt Securities) Regulations, 2008. - Not Applicable to the Company during the Audit Period.
 - The Securities and Exchange Board of India (Registrars to an Issue and Share Transfer Agents) Regulations, 2011 regarding the Companies Act and dealing with client.
 - The Securities and Exchange Board of India (Delisting of Equity Shares) Regulations, 2009. - Not Applicable to the Company during the Audit Period. and
 - The Securities and Exchange Board of India (Buyback of Securities) Regulations, 1998. - Not Applicable to the Company during the Audit Period.

BOARD'S REPORT [Contd.]

We have also examined compliance with the applicable clauses of the following: (i) Secretarial Standards issued by The Institute of Company Secretaries of India.

During the period under review, the Company has complied with the provisions of the Act, Rules, Regulations, Guidelines, Standards etc. mentioned above.

Further, as per representation of management letter, considering its nature of business, process and location, the following Acts are specifically applicable to the Company. There are adequate systems and processes in the company to monitor and ensure compliance.

1. Air (Prevention & Control of Pollution) Act, 1981 & Rules.
2. Environment Protection Act, 1986 & Rules.
3. Mineral Conservation & Development Rules, 1988.

We further report that.

The Board of Directors of the Company is duly constituted with proper balance of Executive Directors, Non-Executive Directors and Independent Directors. The changes in the composition of the Board of Directors that took place during the year under review were carried out in compliance with the provisions of the Act.

Adequate notice is given to all directors to schedule the Board Meetings, agenda and detailed notes on agenda were generally sent at least 7 days in advance, and a system exists for seeking and obtaining further information and clarifications on the agenda items before the meeting and for meaningful participation at the meeting.

During the Audit period, all the decisions were taken by the Board of Directors or Committee of the Board without any dissent by any of the Directors of the Company as recorded in the minutes of the meetings of the Board of Directors or Committee of the Board, as the case may be.

We further report that there are adequate systems and processes in the Company commensurate with the size and operations of the Company to monitor and ensure compliance with applicable laws, rules, regulations and guidelines.

We further report that during the audit period, the Company has passed following major resolutions at AGM/EOGM:

- (a) On 07.07.2017, the Authorised Capital was increased to Rs. 20 crores and Articles of Association was altered.
- (b) On 21.09.2017, shareholders approved appointment of Mr. Atil Parikh as CEO & Managing Director with effect from 07.07.2017.
- (c) On 06.11.2017 and 06.03.2018, the members approved Pre-IPO Placement and other IPO related approvals.

**For Kashyap Shah & Co.
Practising Company Secretaries**

**Place: Vadodara
Date: 21.04.2018**

**(Kashyap Shah)
Proprietor
FCS No. 7662. CP No. 6672**

Note: This report is to be read with our letter of even date which is annexed as Annexure and forms an integral part of this report.

BOARD'S REPORT [Contd.]

Annexure to Secretarial Auditor's Report

To,
The Members,
20 Microns Nano Minerals Limited
9-10 GIDC Industrial Estate
Waghodia,
Dist. Vadodara- 391760.

Our report of even date is to be read along with this letter.

1. Maintenance of secretarial record is the responsibility of the management of the company. Our responsibility is to express an opinion on these secretarial records based on our audit.
2. We have followed the audit practices and the processes as were appropriate to obtain reasonable assurance about the correctness of the contents of the secretarial records. The verification was done on test basis to ensure that correct facts are reflected in secretarial records. We believe that the processes and the practices, we followed provided a reasonable basis for our opinion.
3. We have not verified the correctness and appropriateness of financial records and Books of Accounts of the company.
4. Wherever required, we have obtained the Management representation about the compliance of laws, rules and regulations and happening of events etc.
5. The compliance of the provisions of corporate and other applicable laws, rules, regulations, standards is the responsibility of management. Our examination was limited to the verification of procedures on test basis.
6. The Secretarial Audit report is neither an assurance as to the future viability of the company nor of the efficacy or effectiveness with which the management has conducted the affairs of the company.

For Kashyap Shah & Co.
Practising Company Secretaries

(Kashyap Shah)
Proprietor
FCS No. 7662. CP No. 6672

Place: Vadodara
Date: 21.04.2018

BOARD'S REPORT [Contd.]

Annexure C: Extract of Annual Return

Form No. MGT – 9

[Pursuant to Section 92(3) of the Companies act, 2013 and Rule 12(1) of the Companies (Management and Administration) Rules, 2014]

I. REGISTRATION AND OTHER DETAILS:

1.	CIN	U15543GJ1993PLC020540
2.	Registration Date	28.10.1993
3.	Name of Company	20 Microns Nano Minerals Limited
4.	Category/Sub-Category of the Company	Public Company Limited by Shares
5.	Address of the Registered Office and Contact Details (w.e.f. 31.07.2017)	9-10, GIDC Industrial Estate, Waghodia - 391 760. Dist : Vadodara, Gujarat, India Tel. : +91 2668 292297 Email : cs@20nano.com
6.	Listed Company	No
7.	Name, Address and Contact Details of Registrar and Transfer Agent	Link Intime India Private Limited Shangrilia Complex, 1st Floor, Opp. HDFC Bank, B Tower 102 B & 103, Near Radhakrishna Char Rasta, Akota, Vadodara-20. Tel. : +91-022-49186200; Fax: +91-022-29186195 Email : vadodara@linkintime.co.in

II. PRINCIPAL BUSINESS ACTIVITIES OF THE COMPANY

All the business activities contributing 5 % or more of the total turnover of the company are as under:-

Sr. No.	Name & Description of main products / services	NIC Code of the Product / Service	% to total turnover of the company
1.	CALCITE	08107	31%
2.	SCD	20116	25%
3.	WAX	20232	15%
4.	CALCIUM OXIDE	27201	13%
5.	CHINA CLAY	08108	6%
6.	BENTONITE	08108	5%

III. PARTICULARS OF HOLDING, SUBSIDIARY AND ASSOCIATE COMPANIES -

(as on 31.03.2018)

Sr. No.	Name & Address of the Company	CIN/GLN	Holding/ Subsidiary/ Associate	% of Shares Held	Applicable Section
1.	20 Microns Ltd. 9/10, GIDC Industrial Estate, Waghodia-391760. Dist. Vadodara	L99999GJ1987PLC009768	Holding	97.21%	2(87)

BOARD'S REPORT [Contd.]

IV. SHARE HOLDING PATTERN (Equity Share Capital Breakup as percentage of Total Equity)

I) Category-wise Share Holding

Sr. No.	Category of Shareholders	No. Shares held at the beginning of the 2017-18				No. of Shares held at the end of the 2017-18				% Change during the year
		Total	Demat	Physical	% of Total Shares	Total	Demat	Physical	% of Total Shares	
A. SHARE HOLDING OF PROMOTER AND PROMOTER GROUP										
1. INDIAN										
a.	Individuals/Hindu Undivided Family	228470	-	228470	2.54	228270	228270	-	2.54	-
b.	Central Government/ State Government(s)	-	-	-	-	-	-	-	-	-
c.	Bodies Corporate	8521510	-	8521510	94.99	8741510	8741510	-	97.45	2.46
d.	Financial Institutions/ Bank	-	-	-	-	-	-	-	-	-
e.	Any Other	-	-	-	-	-	-	-	-	-
SUB-TOTAL (A)(1)		8749980	-	8749980	97.53	8969780	8969780	-	99.99	2.46
2. FOREIGN										
a.	Individual (Non Resident Individuals/ Foreign Individuals)	-	-	-	-	-	-	-	-	-
b.	Bodies Corporate	-	-	-	-	-	-	-	-	-
c.	Institutions	-	-	-	-	-	-	-	-	-
d.	Qualified Foreign Investor	-	-	-	-	-	-	-	-	-
e.	Any Other	-	-	-	-	-	-	-	-	-
TOTAL SHARE HOLDING OF PROMOTER AND PROMOTER GROUP(A)= (A)(1)+(A)(2)		8749980	-	8749980	97.53	8969780	8969780	-	99.99	2.46
B. PUBLIC SHAREHOLDING										
1. INSTITUTIONS										
a.	Mutual Funds / UTI	-	-	-	-	-	-	-	-	-
b.	Financial Institutions/ Banks	-	-	-	-	-	-	-	-	-
c.	Central Government/ State Government(s)	-	-	-	-	-	-	-	-	-

BOARD'S REPORT [Contd.]

d.	Venture Capital Fund	-	-	-	-	-	-	-	-	-
e.	Insurance Companies	-	-	-	-	-	-	-	-	-
f.	Foreign Institutional Investors	-	-	-	-	-	-	-	-	-
g.	Foreign Venture Capital Investors	-	-	-	-	-	-	-	-	-
h.	Qualified Foreign Investors	-	-	-	-	-	-	-	-	-
I.	Any Other	-	-	-	-	-	-	-	-	-
SUB-TOTAL(B)(1)		-	-	-	-	-	-	-	-	-
2.	NON INSTITUTIONS									
a.	Bodies Corporate	-	0	-	-	-	-	-	-	-
b.	Individuals - I. Individual Share Holders Holding Nominal Share Capital upto Rs. 1 Lakh	40	0	40	0.01	240	30	210	0.01	-
	II. Individual Share Holders Holding Nominal Share Capital in Excess of Rs. 1 Lakh	-	-	-	-	-	-	-	-	-
c.	Qualified Foreign Investors	-	-	-	-	-	-	-	-	-
d.	Any Other	-	-	-	-	-	-	-	-	-
	Clearing Members	-	-	-	-	-	-	-	-	-
	Hindu Undivided Family	-	-	-	-	-	-	-	-	-
	Non Resident Indians	220000	-	220000	2.46	-	-	-	-	-2.46
	Trusts	-	-	-	-	-	-	-	-	-
SUB-TOTAL(B)(2)		220040	-	220040	2.47	240	30	210	0.01	-2.46
TOTAL PUBLIC SHARE HOLDING (B)=(B)(1)+(B)(2)		220040	-	220040	2.47	240	30	210	0.01	-2.46
TOTAL (A)+(B)		8970200	-	8970200	100	8970020	8969810	210	100	-
C.	SHARE HELD BY CUSTODIANS AND AGAINST WHICH DEPOSITORY RECEIPTS HAVE BEEN ISSUED									
	Promoter and Promoter Group	-	-	-	-	-	-	-	-	-
	Public	-	-	-	-	-	-	-	-	-
Total Custodian (C)		-	-	-	-	-	-	-	-	-
GRAND TOTAL (A)+(B)+(C)		8970200	-	8970200	100	8970020	8969810	210	100	-

BOARD'S REPORT [Contd.]

(II) Shareholding of Promoters

Sr. No.	Shareholder's Name	Shareholding at the beginning of the year 2017-18			Share holding at the end of the year 2017-18			% Change in share holding during the year
		No. of Shares	% of total Shares of the Company	% of shares pledged/ encumbered to total shares	No. of Shares	% of total Shares of the Company	% of shares pledged/ encumbered to total shares	
1.	20 Microns Ltd.	8500000	94.76	0	8720000	97.21	0	2.45
2.	Chandresh S. Parikh	10	0.00	0	10	0.00	0	0
3.	Rajesh C. Parikh Jointly with Ilaben C. Parikh	10	0.00	0	10	0.00	0	0
4.	Atil C. Parikh Jointly with Ilaben C. Parikh	28450	0.31	0	28250	0.31	0	0
5.	Chandresh S. Parikh Jointly with Ilaben C. Parikh	200000	2.23	0	200000	2.23	0	0
6.	Eriez Industries Pvt. Ltd.	21510	0.23	0	21510	0.23	0	0

(III) Change in Promoters' Shareholding (please specify, if there is no change)

Sr. No.	Name of Shareholder	Shareholding at the beginning of the year 2017-18		Cumulative Shareholding during the year 2017-18	
		No. of Shares	% of total shares of the company	No. of Shares	% of total shares of the company
1.	20 Microns Limited				
	At the beginning of the year (01.04.2017)	8500000	94.76	8500000	94.76
	Transfer of Shares (14.07.2017)	220000	2.45	8720000	97.21
	At the end of the year (31.03.2018)	8720000	97.21	8720000	97.21
2.	Atil C. Parikh Jointly with Ilaben C. Parikh				
	At the beginning of the year (01.04.2017)	28450	0.31	28450	0.31
	Transfer of Shares (06.06.2017)	(200)	0.00	28250	0.31
	At the end of the year (31.03.2018)	28250	0.31	28250	0.31
3.	Chandresh S. Parikh				
	At the beginning of the year (01.04.2017)	10	0.00	10	0.00
	At the end of the year (31.03.2018)	10	0.00	10	0.00
4.	Chandresh S. Parikh Jointly with Ilaben C. Parikh				
	At the beginning of the year (01.04.2017)	200000	2.23	200000	2.23
	At the end of the year (31.03.2018)	200000	2.23	200000	2.23
5.	Rajesh C. Parikh Jointly with Ilaben C. Parikh				
	At the beginning of the year (01.04.2017)	10	0.00	10	0.00
	At the end of the year (31.03.2018)	10	0.00	10	0.00

BOARD'S REPORT [Contd.]

6.	Eriez Industries Pvt. Ltd.				
	At the beginning of the year (01.04.2017)	21510	0.23	21510	0.23
	At the end of the year (31.03.2018)	21510	0.23	21510	0.23

(IV) Shareholding Pattern of top ten Shareholders (other than Directors, Promoters and Holders of GDRs and ADRs.):

Sr. No.	Name of Shareholder	Shareholding at the beginning of the year 2017-18		Cumulative Shareholding during the year 2017-18	
		No. of Shares	% of total shares of the company	No. of Shares	% of total shares of the company
1.	NIRAKARBHAI HARIVARRAI DESAI	--	--	186	0.0021
2.	PESHANKKUMAR KANTIBHAI PATEL	20	0.00	20	0.00
3.	NIRAKARBHAI HARIVARRAI DESAI	10	0.00	10	0.00
4.	SUDHIR RAMESHKANT PARIKH	10	0.00	10	0.00
5.	BHAVANABEN B DARJI	--	--	1	0.00
6.	BIMALA PATEL	--	--	1	0.00
7.	KALPESH PARMAR	--	--	1	0.00
8.	KEDAR MUKUND MULEY	--	--	1	0.00
9.	NARENDRA R PATEL	--	--	1	0.00
10.	NEELABEN B JOSHI	--	--	1	0.00

(V) Shareholding of Directors and Key Managerial Personnel:

Sr. No.	Name of Director & KMP	Shareholding at the beginning of the Year 2017-18		Datewise increase/decrease in promoters share holding during the year specifying the reasons for increase/decrease (e.g. allotment/transfer/bonus/sweat equity etc)	No of shares increase/decrease	Cumulative Shareholding during the year 2017-18		Shareholding at the end of the year 2017-18	
		No. of Shares	% of total shares of the Company			No. of Shares	% of total shares of the Company	No. of Shares	% of total shares of the Company
1.	Mr. Chandresh S. Parikh	10	0.00	NO	NA	NA	NA	10	0.00
2.	Mr. Chandresh S. Parikh Jointly with Ilaben C. Parikh	200000	2.23	NO	NA	NA	NA	200000	2.23
3.	Mr. Rajesh C. Parikh Jointly with Ilaben C. Parikh	10	0.00	NO	NA	NA	NA	10	0.00
4.	Mr. Atil C. Parikh Jointly with Ilaben C. Parikh	28450	0.31	Transfer of shares	(200)	28250	0.31	28250	0.31
5.	Mr. Sudhir R. Parikh	10	0.00	NO	NA	NA	NA	10	0.00
6.	Mr. Ramkisan A. Devidayal	0	0	NO	NA	NA	NA	0	0

BOARD'S REPORT [Contd.]

7.	Mrs. Darsha R. Kikani	0	0	NO	NA	NA	NA	0	0
8.	Mr. Narendra R. Patel	0	0	Transfer of shares	1	1	0.00	1	0.00
9.	Mrs. Komal Tiwari	0	0	NO	NA	NA	NA	0	0

(V) INDEBTEDNESS

(Amount in ₹)

Indebtedness of the Company including interest outstanding / accrued but not due to payment.

	Secured Loans Excluding Deposits	Unsecured Loans	Deposits	Total Indebtedness
Indebtedness at the beginning of the financial year 2017-18				
I) Principal Amount	43,285,619	2,892,964	22,303,398	64,481,981
II) Interest due but not paid	-	-	-	-
III) Interest accrued but not due	-	-	-	-
Total (I+II+III)	43,285,619	2,892,964	22,303,398	64,481,981
Change in Indebtedness during the financial Year 2017-18				
Addition	68,50,000	-	1,501,772	8,351,772
Reduction	23,177,843	2,478,644	-	25,656,487
Net Change	-16,327,843	-2,478,644	1,501,772	-17,304,716
Indebtedness at the end of the financial year 2017-18				
I) Principal Amount	26,957,776	414,320	23,805,170	51,177,265
II) Interest due but not paid	-	-	-	-
III) Interest accrued but not due	-	-	-	-
Total (I+II+III)	26,957,776	414,320	23,805,170	51,177,265

VI. REMUNERATION OF DIRECTORS AND KEY MANAGERIAL PERSONNEL

A. REMUNERATION TO MANAGING DIRECTOR, WHOLE-TIME DIRECTORS AND/OR MANAGER:

(Amount in ₹)

Sr. No.	Particulars of Remuneration	Name of Director/KMP	Total Amount
Mr. Atil Parikh (Chief Executive Officer and Managing Director)			
1.	Gross Salary		
	(a) Salary as per provisions contained in section 17(1) of the Income-tax Act, 1961	660924	660924
	(b) Value of perquisites u/s 17(2) of the Income-tax Act, 1961 *Car	-	-
	(c) Profit in lieu of salary under section 17(3) of the Income-tax Act, 1961	-	-
2.	Stock Option	-	-
3.	Sweat Equity	-	-

BOARD'S REPORT [Contd.]

4.	Commission	-	-
	- as % of profit	-	-
	- other, specify... Incentives	22371	22371
5.	Other, please specify	-	-
Total		683295	683295
Overall ceiling as per the Act		Shall not exceed 5% of the net profit of the company in the financial year computed in accordance with section 198.	

B. REMUNERATION TO OTHER DIRECTORS :

(Amount in ₹)

Particular of Remuneration	Mr. Ramkisan A. Devidayal	Mr. Sudhir R. Parikh	Mrs. Darsha Kikani	Total Amount
1. Independent Directors				
Fee for attending board / committee meeting	235000	--	195000	510000
Commission	0	--	0	0
Others, please specify	0	--	0	0
Total (1)	235000	--	195000	510000
2. Other Non-Executive Directors				
Fee for attending board / committee meeting	0	80000	0	0
Commission	0	0	0	0
Other	0	0	0	0
Total (2)	0	0	0	0
Total (B) = (1)+(2)	235000	80000	195000	510000
Overall Ceiling as per the Act.	Shall not exceed the sum of rupees 1lakh per meeting of the board of committee thereof.			

BOARD'S REPORT [Contd.]*C. REMUNERATION TO KEY MANAGERIAL PERSONNEL OTHER THAN MD/MANAGER/WTD*

Sr. No.	Particular of Remuneration	Total Amount (Rs.) Ms. Sagar Gandhi - CS (from 01.04.2017 to 30.12.2017)	Total Amount (Rs.) Ms. Komal Tiwari - CS (from 03.01.2018 to 31.03.2018)	Total Amount (Rs.) Mr. Narendra Patel *(from 07.07.2017 to 30.12.2017)
1.	Gross Salary			
	(a) Salary as per provisions contained in section 17(1) of the Income-tax Act, 1961	167553	80834	-
	(b) Value of perquisites u/s 17(2) Income-tax of the Act, 1961	-	-	-
	(c) Profits in lieu of salary under section 17(3) of the Income-tax Act, 1961	-	-	-
2.	Stock Option	-	-	-
3.	Sweat Equity	-	-	-
4.	Commission	-	-	-
	- as % of profit	-	-	-
	- others, specify...Incentive	8900	-	-
5.	Other please specify Provident Fund	13011	6271	-
	Total	189464	87105	-

*Mr. Narendra Patel, Chief Financial Officer (CFO) of the company is not drawing any salary from the company

VII. PENALTIES / PUNISHMENT/ COMPOUNDING OF OFFENCES:

There were no penalties/punishment/compounding of offences for the year ending March 31, 2018

REPORT ON CORPORATE GOVERNANCE

As you are aware, your Company has implemented some of the significant provisions of SEBI (Listing Obligations & Disclosure Requirements) Regulations, 2015 [Listing Regulations, 2015] although the same are not applicable to the Company. Your Company has always been transparent in all its activities.

Company's Philosophy on Governance

In order to build on rich legacy of fair, transparent and effective governance which includes strong emphasis on human values, individual dignity and attainment of high level of transparency and accountability in the functioning of the Company, your Company has always been active on safeguarding the interests of all its stakeholders.

The Company believes that its systems and actions must be devoted for enhancing Corporate Performance and maximizing Shareholders value in the long term.

1. BOARD OF DIRECTORS

The details of the Directorships, Chairmanships and the Committee memberships in other Companies (excluding Private Limited Companies, Foreign Companies and Section 8 Companies) held by the Directors as on 31st March, 2018, are given below:-

Name of Directors	Category of Directors	No. of other Directorship	Committee Membership/ * Chairmanship	
			Commitee Membership	Commitee Chairmanship
NON EXECUTIVE DIRECTOR (S)				
Mr. Chandresh S. Parikh	Chairman & Director	1	1	1
Mr. Rajesh C. Parikh	Director	1	1	-
Mr. Sudhir R. Parikh	Director	-	-	-
EXECUTIVE DIERCTORS(S)				
Mr. Atil C. Parikh	CEO & Managing Director	1	1	-
INDEPENDENT DIRECTOR(S)				
Mr. Ram Devidayal	Independent Director	6	5	4
Mrs. Darsha Kikani	Independent Director	2	-	-

* Audit Committee and Stakeholder Relationship Committee considered

BOARD MEETINGS AND PROCEDURE

The Company has well-defined process of placing vital and sufficient information before the Board pertaining to the matters to be considered at each Board and Committee Meetings, to enable the Board to discharge its responsibilities effectively and efficiently.

A. During the financial year ended 31.03.2018, the Board met Seven (7) times the dates of which are as under:

Sr. No.	Board Meetings Date	Board Strength	No. of Directors Present
1	25.05.2017	6	4
2	07.07.2017	6	5
3	04.09.2017	6	4
4	13.10.2017	6	6
5	30.12.2017	6	4
5	13.02.2018	6	6
5	06.03.2018	6	6

REPORT ON CORPORATE GOVERNANCE [Contd.]**B. Attendance of Directors at 1). Board Meetings and 2). Annual General Meeting.**

Name of Directors	No. of Board Meeting Attended	Attendance at Last AGM
Mr. Chandresh S. Parikh	7	YES
Mr. Rajesh C. Parikh	6	YES
Mr. Atil C. Parikh	5	YES
Mr. Sudhir R. Parikh	4	NO
Mr. Ramkisan Devidayal	7	NO
Mrs. Darsha Kikani	6	NO

C. SITTING FEES TO THE COMMITTEE MEMBERS & DIRECTORS

The details of sitting fees paid to the Directors are as under:

Name of Directors	SITTING FEES [₹]
Mr. Chandresh S. Parikh	NIL
Mr. Rajesh C. Parikh	NIL
Mr. Atil C. Parikh	NIL
Mr. Sudhir R. Parikh	80,000
Mr. Ramkisan A. Devidayal	2,35,000
Mrs. Darsha Kikani	1,95,000

SHAREHOLDING OF THE DIRECTORS IN THE COMPANY AS ON 31ST MARCH, 2018:

NAME OF DIRECTORS	NO. OF SHARESES HELD IN THE COMPANY SINGLY AND/OR JOINTLY	PERCENTAGE OF HOLDING
Mr. Chandresh S. Parikh	200010	2.23%
Mr. Atil C. Parikh	28250	0.31%
Mr. Rajesh C. Parikh	10	0.00%
Mr. Sudhir R. Parikh	10	0.00%
Mr. Ramkisan Devidayal	NIL	NIL
Mrs. Darsha Kikani	NIL	NIL

Appointment/ Re-appointment of Directors

Mr. Rajesh C. Parikh, Director of the Company will retire by rotation at the ensuing Annual General Meeting who is eligible for re-appointment.

Mr. Ramkisan Devidayal who was appointed as an Independent Director in the 21st Annual General Meeting for a period of five Years and his tenure is coming to an end on 31st March, 2019, in this regard Company has received consent letter from Independent Director for the reappointment of him for another term starting from 01st April, 2019 for a period of another five years along with this Company has received declarations from the Independent Director confirming that he meet's with the criteria of Independence as prescribed under sub-section (6) of Section 149 of the Companies Act, 2013.

Profile of Directors

The brief profile of each Director is given below:

Mr. Chandresh S. Parikh, our **Non-Executive Chairman and Director**, holds a Degree in Master of Science (Chemistry). He has played a very important role in the turnaround of the Company and has over 40 years of experience, in India and abroad, in various fields such as product development & commercialization of products developed through R & D etc. He started his career as R&D Chemist in the year 1968 with Suhrid Geigy Limited; Vadodara till 1972. Thereafter he joined in as a Chief Chemist with General Foam Products, Mombassa, Kenya in 1972 and continued with them till 1975. Thereafter he held Senior Executive positions as

REPORT ON CORPORATE GOVERNANCE [Contd.]

Technical Director and Executive Director in Banco Products (T) Ltd., Dar Es Salaam from 1975-82. As Technical Director he was in charge of Production and technical matters and as an Executive Director he was in overall charge of management of the affairs of that Company. He was a Managing Director in Aerofoam (Nigeria) Ltd., Lagoa, Nigeria during 1982-88. He holds 2,00,010 Equity Shares representing 2.23% of the paid-up Capital of the Company.

Mr. Rajesh C. Parikh the Non-Executive Director has graduated with First Class Degree in Bachelor of Mechanical Engineering. He has also completed the Masters in Business Administration in Finance Stream. He started his career with Jyoti Limited, a Vadodara based Engineering Company, in the year 1994 as a Trainee Engineer and there after he was associated with the Company and held, on part time basis, few assignments for a new project to be established for China Clay. At the age of 27 he joined the Board of 20 Microns Limited and was in charge of Technical matters & Marketing of the product of the Company. His exposure to the consuming industries brought in him insight for business and industry. He holds 10 Equity Shares representing 0.01 % of the paid-up Capital of the Company.

Mr. Atil C. Parikh, the CEO & Managing Director, holds a Bachelor's degree in Chemical Engineering from Gujarat University. He then began his career working as a Management Trainee with 20 Microns Limited in 1999-2000. Later, he relocated to USA and completed his MBA with Finance specialization from California. On completion of MBA, he joined a Financial Services firm, The Tax Credit Company, where he held a position of a Management Analyst in 2003 and worked for 2 years contributing to various aspects of the industry ranging from Marketing, Analysis, HR and Operations. In the year 2005, he re-joined 20 Microns Limited as Management Analyst. He contributed in developing certain strategies and revamping few departments within the organization. He is also on the Board of the Holding Company as the Managing Director- 20 Microns Limited. He holds 28,250 Equity Shares representing 0.31 % of the paid-up Capital of the Company.

Mr. Sudhir R. Parikh, the Non-Executive Director, Fellow Chartered Accountant, is the Director of our Company. He joined M/s. Lovelock & Lewes, an audit firm for a period of 1½ years. Subsequently, he held a senior executive position as Manager Accounts in Asian Dehydrates Limited in the year 1977, Nasik. He then joined as a Chief Accountant in M. H. Spinning & Mfg Co. Ltd., Ahmedabad in the year 1978. He was also an Executive Director in Banco Products (T) Ltd., Dar- E- Salaam, Tanzania and a Director in United Foam Private Limited, Waghodia. He has gathered good experience in Accounting, Finance, Taxation and Management. He holds 10 Equity Shares representing 0.01 % of the paid-up Capital of the Company.

Mr. Ramkisan Devidayal, Independent Director, holds Master's degree in Commerce & Management. He has rich & extensive experience in the fields of Agrochemicals of about 35 years of which 20 years in the Senior – 1st Line Management of the Companies to which he has been associated as Director. He is the Vice Chairman of Baroda Citizen Council & involved in Social activities of many NGOs. He has also been actively attached with various Associations, since last over a Decade, like Chamber of Commerce in Vadodara; Federations of Gujarat Industries; Gujarat Pesticides Formulators; etc. He has travelled widely round the Globe and participated in various International Seminars and led delegations several times. He does not hold any shares of the Company.

Mrs. Darsha R. Kikani, Independent Director, is a member of Institute of Chartered Secretaries and Administrators, UK and Fellow Member of Institute of Company Secretaries of India. She holds Master Degree of Business Administration, Bachelor Degree of Laws and Bachelor Degree of Science. Mrs. Darsha Kikani carries a balanced mix of executive, academic as well as entrepreneurial experience. She has interacted with companies at corporate level for over 17 years, as a practicing Company Secretary and Company Law Consultant. Experience includes the whole spectrum of functions starting from incorporation of companies to regulatory aspects of Corporate Governance, liaison with Stock Exchanges/SEBI and from conducting secretarial due diligence of companies for IPO to Merger and Acquisitions. She was also associated as Secretarial Executive with M/s. Ambalal Sarabhai Enterprises Limited, Vadodara. Also worked as a Market Research Associate with Consulting Division of ORG, for the Sardar Sarovar (Narmada) Project. She worked as Asst. Vice President (Corporate Legal Team) with Reliance Infrastructure Limited, Mumbai, one of the largest industrial groups of India. She was also worked with Mindspark Language Team of Educational Initiatives, an innovative landmark Company in Education Sector for five years. Presently, she is working as Consultant in the areas of Company Law and SEBI Matters, Capital Market etc. She does not hold any Shares of the Company.

REPORT ON CORPORATE GOVERNANCE [Contd.]**D. Agenda :**

All the meetings are conducted as per well designed and structured agenda. All the agenda items are backed by necessary supporting information and documents to enable the Board to take informed decisions. Agenda also includes minutes of the meetings of all the Board and Committees for the information of the Board. Additional agenda items in the form of "Any Other Agenda" are included with the permission of the Chairman. Agenda papers are generally circulated seven days prior to the Board Meeting. In addition, for any business exigencies, the resolutions are passed by circulation and later placed in the Board Meeting held next thereafter, for ratification / approval.

E. Invitees & Proceedings :

Apart from the Board members, the Company Secretary & Chief Financial Officer are invited to attend all the Board Meetings. Other senior management executives are called as and when necessary, to provide additional inputs for the items being discussed by the Board.

F. Post Meeting Action :

Post meetings, all important decisions taken at the meeting are communicated to the concerned officials and departments. Action Taken Report is prepared and reviewed periodically by the Board for the action taken / pending to be taken.

G. Support and Role of Company Secretary :

The Company Secretary is responsible for convening the Board, General Meeting and Committee meetings, preparation and distribution of Agenda and other documents and recording of the Minutes of the meetings. He acts as interface between the Board and the Management and provides required assistance and assurance to the Board and the Management on compliance and governance aspects.

2. COMMITTEES OF THE BOARD (AS ON 31.03.2018)

The Board of Directors of the Company has constituted the following Committees:

Committee of Directors	Constituted on	Reconstituted on	Dissolved on
Audit Committee-Reconstituted	11 th November, 2010	07.07.2017	---
Finance Committee	11 th November, 2010	---	07.07.2017
Management Committee	11 th November, 2010	--	07.07.2017
Projects Committee -	11 th November, 2010	---	07.07.2017
Nomination & Remuneration Committee	07 th July, 2017	--	--
Stakeholder Relationship & Share Transfer Committee	07 th July, 2017	---	---
IPO Committee	06 th March, 2018	---	---

2.1 AUDIT COMMITTEE**Composition**

The Company has an Audit Committee of Directors at the Board level with the powers and the roles that are in accordance with Listing Regulations, 2015 and section 177 of the Companies Act, 2013. The Committee acts as a link between Management, Statutory Auditors and the Board of Directors. The majority of Committee members have accounting and financial management expertise. The Statutory Auditors of the Company are permanent invitee to the Committee meetings. The Company Secretary is appointed as Secretary to the Committee.

The Committee is comprised of the following members:

1. Mr. Ramkisan A. Devidayal - Chairman
2. Mr. Chandresh S. Parikh - Member
3. Mr. Rajesh C. Parikh - Member (upto 07.07.2017)
4. Mr. Sudhir R. Parikh - Member (upto 07.07.2017)
5. Mrs. Darsha R. Kikani - Member (w.e.f. 07.07.2017)

The Company Secretary acts as the Secretary of the Audit Committee.

REPORT ON CORPORATE GOVERNANCE [Contd.]

During the financial year ended 31.03.2018, the Committee met 4 (Four) times, the dates of which are as under:

Sr. No.	Date of Meetings	Committee Strength	No. of Committee Members Present
1	25.05.2017	4	3
2	04.09.2017	3	3
3	13.10.2017	3	3
4	13.02.2018	3	3

Attendance at the Committee Meetings:

Name of Directors	Category	No. Of Meeting Attended
Mr. Ramkisan Devidayal	Non-Executive, Independent Director	4/4
Mr. Chandresh S. Parikh	Non - Executive Director	4/4
Mr. Rajesh C. Parikh	Non - Executive Director	1/1 (Upto 07.07.2017)
Mr. Sudhir R. Parikh	Non - Executive Director	0/1 (Upto 07.07.2017)
Mrs. Darsha Parikh	Non-Executive, Independent Director	3/4 (From 07.07.2017)

Terms of Reference

The terms of reference of the Audit Committee are as per the guidelines set out in the Listing Regulation, 2015 read with section 177 of the Companies Act, 2013. These broadly includes

- Develop an annual plan for Committee
- Review of financial reporting processes,
- Review of risk management, internal control and governance processes,
- Discussions on quarterly, half yearly and annual financial statements,
- Interaction with statutory, internal and cost auditors,
- Recommendation for appointment, remuneration and terms of appointment of auditors and
- Risk management framework concerning the critical operations of the Company.

In addition to the above, the Audit Committee also reviews the following:

- Matter included in the Director's Responsibility Statement.
- Changes, if any, in the accounting policies.
- Major accounting estimates and significant adjustments in financial statement.
- Compliance with listing and other legal requirements concerning financial statements.
- Disclosures in financial statement including related party transactions,
- Qualification in draft audit report.
- Scrutiny of inter-corporate loans and investments.
- Management's Discussions and Analysis of Company's operations.
- Valuation of undertakings or assets of the company, wherever it is necessary.
- Periodical Internal Audit Reports.
- Findings of any special investigations carried out either by the Internal Auditors or by the external investigating agencies.
- Letters of Statutory Auditors to management on internal control weakness, if any.
- Major non routine transactions recorded in the financial statements involving exercise of judgment by the management.

REPORT ON CORPORATE GOVERNANCE [Contd.]

- Recommend to the Board the appointment, re-appointment and, if required the replacement or removal of the statutory auditors and cost auditors considering their independence and effectiveness, and recommend the audit fees.
- Subject to review by the Board of Directors, review on quarterly basis, Related Party Transactions entered into by the Company pursuant to each omnibus approval given., if any.

2.2 Nomination and Remuneration Committee of Directors**Composition and Attendance at the Meeting**

The Nomination and Remuneration Committee of Directors comprises of the members as stated below. The Committee during the year ended on 31st March, 2018 had one meeting on 30.12.2017. The attendance of the members was as under:-

Sr. No.	Name of Committee Members	No. of Meeting held/ attended
1	Mr. Ramkisan Devidayal, Chairman - Independent Director	1 of 1
2	Mr. Rajesh C. Parikh - Member-Non Executive Director	0 of 1
3	Mrs. Darsha R. Kikani- Member-Independent Director	1 of 1

Terms of Reference of the Nomination and Remuneration Committee of Directors:

- Formulation of the criteria for determining qualifications, positive attributes and independence of a Director and recommend to the Board a policy, relating to the remuneration of the Directors, Key Managerial personnel and other Senior employees;
- Formulation of criteria for evaluation of Independent Directors and the Board Members;
- Devising a policy for Board diversity;
- Identifying persons, qualified to become Directors of the Company and who may be appointed in Senior Management positions in accordance with the criteria laid down, and recommend to the Board their appointment and removal.

The Nomination and Remuneration Committee shall, while formulating the policy under point 1 ensures that:

- The level and composition of remuneration is reasonable and sufficient to attract, retain and motivate
- Directors of the quality required to manage the company successfully;
- relationship of remuneration with the performance is clear and meets appropriate performance benchmarks; and
- Remuneration to directors, key managerial personnel and senior management personnel involves a balance between fixed pay and incentive payment reflecting short and long-term performance objectives appropriate to the working of the company and its goals.

2.3 Stakeholder Relationship and Share Transfer Committee

The Stakeholders Relationship and Share Transfer Committee of Directors is responsible for the satisfactory redressal of investors' complaints and recommends measures for overall improvement in the quality of investor services.

The Committee is headed by Mr. Chandresh S Parikh, Non-Executive Director and consists of the members named Mr. Rajesh C Parikh, Non-Executive Director & Mr. Ramkisan Devidayal-Independent Director. During the year ended on 31st March, 2018, no Committee Meeting was held.

REPORT ON CORPORATE GOVERNANCE [Contd.]

Mrs. Komal Tiwari, Company Secretary is also designated as the "Compliance Officer" who oversees the redressal of the investors' grievances.

Terms of Reference of Stakeholders Relationship and Share Transfer Committee of Directors :

- To approve transfer, transmission and/or transposition of shares, issue of duplicate share certificates and all other matters relating to shares and investor grievances.
- To look into redressal of shareholders'/ investors' complaints related to transfer of shares, non-receipt of Balance Sheet, non- receipt of declared dividend, etc. and advising shareholders/ investors on various matters such as to avail Nomination facility, fill up ECS Mandate, addition of joint names in Demat Accounts, transfer of holding from Physical form to Demat form.
- To oversee performance of the Registrar and Transfer Agents of the Company and recommends measures for overall improvement in the quality of investor services.
- To review unclaimed Dividend to the shareholders and take such steps as may be necessary to clear unpaid Dividend at the earliest in the interest of shareholders.
- To resolve the grievances of Fixed Deposit holders and matters relating to fixed deposit accepted by the Company.
- Such other matter as may be assigned by the Board of Directors from time to time.

2.4 In addition to the above, the Board of Directors of the Company has constituted:

IPO Committee of Board of Directors

IPO Committee consisting of the Board of Directors as members has been given power to look into and administer the process of appointments/duties of Merchant Bankers, Advisors and other persons for the purpose of proposed SME IPO and take timely decisions in this regard. The IPO Committee of Directors shall have authority for preparing and implementing all measures necessary in connection to the proposed SME IPO.

The Committee during the year ended on 31st March, 2018 had one meeting on 19.03.2018. The attendance of the members was as under:-

Sr. No.	Name of Committee Members	No. of Meeting held/ attended
1	Mr. Chandresh S. Parikh - Chairman	1 of 1
2	Mr. Atil C. Parikh - Member	1 of 1
3	Mr. Rajesh C. Parikh - Member	1 of 1
4	Mr. Ramkisan Devidayal - Member	0 of 1

The Meetings of all the above Committees are held periodically looking to the needs of such meetings.

3. POLICIES/ CODES

A. Vigil Mechanism Policy

The Company promotes ethical behavior in all its business activities and has put in place a mechanism for reporting illegal or unethical behavior. The Company has a Vigil Mechanism policy under which the employees are free to report violations of applicable laws and regulations and the Code of Conduct. The reportable matters may be disclosed to the Ethics and Compliance Task Force which operates under the supervision of the Audit Committee. Employees may also report to the Chairman of the Audit Committee. During the year under review, no employee was denied access to the Audit Committee. The policy of vigil mechanism may be accessed on the Company's website www.20nano.com.

REPORT ON CORPORATE GOVERNANCE [Contd.]**B. The Sexual Harassment of Women at Workplace (Prevention, Prohibition and Redressal) Act, 2013**

The Company has in place an Anti-Sexual Harassment Policy in line with the requirements of the Sexual Harassment of Women at Workplace (Prevention, Prohibition and Redressal) Act, 2013. Internal Complaints Committee (ICC) has been set up to redress complaints received regarding sexual harassment. All employees (permanent, contractual, temporary, trainees) are covered under this Policy. The Policy is gender neutral. During the year under review No sexual Harassment Complaint has been received by the Company. The policy of Sexual Harassment at workplace may be accessed on the Company's website www.20nano.com.

C. Policy on Code of conduct:

The Board of Directors of 20 Microns Nano Minerals Ltd. has adopted the following code of conduct for the Board of Directors and Senior Management of the company which was adopted in its meeting held on 13th October, 2017 which shall be effective from 13th October, 2017. In which Company shall always strive to maintain the highest standards of conduct in all its endeavors. The company's directors and senior managers have a responsibility to lead by example, acting with truth, sincerity and fairness in all decisions. The same can be accessed in the Company website www.20nano.com.

4. SECRETARIAL AUDIT

Pursuant to Provisions of Section 204 of the Companies Act, 2013 and Rules made there under, the Board of Directors of the company has appointed M/s. Kashyap Shah & Co., Practicing Company Secretaries, Vadodara to conduct Secretarial Audit of records and documents of the company. The Secretarial Audit Report confirms that the Company has complied with all the provisions of Companies Act, 2013, Depositories Act, 1996, Listing Agreements with stock exchanges and other Rules and Regulations, as applicable to the company.

5. SERVICES OF DEPOSITORY:

During the year Company has availed the Services of Central Depository Services (India) Limited (CDSL) and National Securities Depository Limited (NSDL) for the Purpose of Dematerializations of the Equity Shares of the Company. The Company has obtained the **ISIN: INE799W01013**.

99.99% of the total Shares of the Company, as on date, are in dematerialised form and balance of 0.01% are in physical form.

6. GENERAL MEETINGS

Location, Date and time, of the last three Annual General Meetings are given below:

Financial Year	Date	Location	Time	No. of Special Resolutions Passed
2016-17	21.09.2017	9-10, GIDC Industrial Estate, Waghodia-391760, Dist: Vadodara Gujarat, India	11.00 A.M.	Four(4)
2015-16	22.09.2016	Bungalow No. 20, Shivkrupanagar, Nr. Mandavi Octroi Naka, Bh. Kutch Yuvak Mandal, Mandavi Road, Bhuj.	11.00 A.M.	One(1)
2014-15	24.09.2015	Bungalow No. 20, Shivkrupanagar, Nr. Mandavi Octroi Naka, Bh. Kutch Yuvak Mandal, Mandavi Road, Bhuj.	11.00 A.M.	Two (2)

REPORT ON CORPORATE GOVERNANCE [Contd.]

Extra-Ordinary General Meetings held during the year 2017-18 to pass Ordinary/Special Resolutions for Various Actions of the Company are as follows:

Sr. No.	Type of General Meetings	Date
1.	Extra Ordinary General Meeting	07.07.2017
2	Extra Ordinary General Meeting	31.07.2017
3	Extra Ordinary General Meeting	06.11.2017
4	Extra Ordinary General Meeting	06.03.2018

7. GENERAL SHAREHOLDERS' INFORMATION:

Registered Office	9-10, GIDC, Industrial Estate, Waghodia, Dist.: Vadodara – 391760, Gujarat, India
Annual General Meeting	Day & Date : Monday, the 30 th day of April, 2018 Time : 11.00 am Venue : At Conference Room 347, GIDC, Industrial Estate, Waghodia, Dist. : Vadodara-391760, Gujarat.

8. SHAREHOLDING PATTERN AS ON 31ST MARCH, 2018

Category	Total Shares	% to Total
Promoters & Directors	228270	2.55
Bodies Corporate - Promoter	8720000	97.21
Bodies Corporate - Promoter Group	21510	0.24
Others	230	0.00
Total	8970020	100.00

9. DISTRIBUTION OF SHAREHOLDING AS ON 31ST MARCH, 2018

Range of Shares	Share Holders		Shares	
	No. of Share Holders	%	No. of Shares	%
01 to 5000	20	83.33	260	0.01
5001 to 10000	0	0.00	0	0.00
10001 to 20000	0	0.00	0	0.00
20001 to 30000	2	8.33	49760	0.55
30001 to 40000	0	0.00	0	0.00
40001 to 50000	0	0.00	0	0.00
500001 & Above	2	8.34	8920000	99.44
Total	10	100.00	8970020	100.00

REPORT ON CORPORATE GOVERNANCE [Contd.]

10. INVESTORS CORRESPONDENCE

In order to facilitate quick redressal of the grievances/queries as also quick disposal of the matters relating to physical share transfers, transmissions, transposition and any other query relating to the shares of the Company, please write to:

- The Company Secretary
20 Microns Nano Minerals Limited
9/10, GIDC Industrial Estate, Waghodia – 391 760.
Dist.: Vadodara. Gujarat, India
Email : cs@20nano.com
investors@20nano.com

For the Demat Shares of the company and for any assistance the shareholders may contact/write to:

Link Intime India Pvt. Ltd,
Shangrila Complex,
1st Floor, Opp. HDFC Bank,
B Tower, 102 B and 103,
Near Radhakrishna Char Rasta,
Akota, Vadodara-390 020.
Tel: 0265 - 2356 573 / 2356 794
Fax: 0265 - 2356 791
Email: vadodara@linkintime.co.in

Place: Waghodia, Vadodara
Date: 21.04.2018

Chandresh S. Parikh

(Chairman)

INDEPENDENT AUDITORS' REPORT

To,
The Members,
20 Microns Nano Minerals Limited
9-10 GIDC Industrial Estate Waghodia, Dist. Vadodara- 391760.

Report on the Ind AS Financial Statements

We have audited accompanying Ind AS financial statements of **20 Microns Nano Minerals Limited** ("the Company"), which comprise the Balance Sheet as at 31st March, 2018, and the Statement of Profit and Loss (including Other Comprehensive Income), the Cash Flow Statement and the Statement of Changes in Equity for the year then ended, and a summary of the significant accounting policies and other explanatory information.

Management's Responsibility for the Ind AS Financial Statements

The Company's Board of Directors is responsible for the matters stated in Section 134(5) of the Companies Act, 2013 ("the Act") with respect to the preparation of these Ind AS financial statements that give a true and fair view of the financial position, financial performance including other comprehensive income, cash flows and changes in equity of the Company in accordance with the accounting principles generally accepted in India, including the Indian Accounting Standards (Ind AS) specified under Section 133 of the Act, read with Rule 7 of the Companies (Accounts) Rules, 2014 and the Companies (Indian Accounting Standards) Rules, 2015, as amended.

This responsibility also includes maintenance of adequate accounting records in accordance with the provisions of the Act for safeguarding the assets of the Company and for preventing and detecting frauds and other irregularities; selection and application of appropriate accounting policies; making judgments and estimates that are reasonable and prudent; and design, implementation and maintenance of adequate internal financial controls, that were operating effectively for ensuring the accuracy and completeness of the accounting records, relevant to the preparation and presentation of the Ind AS financial statements that give a true and fair view and are free from material misstatement, whether due to fraud or error.

Auditor's Responsibility

Our responsibility is to express an opinion on these Ind AS financial statements based on our audit.

In conducting our audit, we have taken into account the provisions of the Act, the accounting and auditing standards and matters which are required to be included in the audit report under the provisions of the Act and the Rules made thereunder.

We conducted our audit of the Ind AS Financial Statement in accordance with the Standards on Auditing specified under Section 143(10) of the Act. Those Standards require that we comply with ethical requirements and plan and perform the audit to obtain reasonable assurance about whether the Ind AS financial statements are free from material misstatement.

An audit involves performing procedures to obtain audit evidence about the amounts and the disclosures in the Ind AS financial statements. The procedures selected depend on the auditor's judgment, including the assessment of the risks of material misstatement of the Ind AS financial statements, whether due to fraud or error. In making those risk assessments, the auditor considers internal financial control relevant to the Company's preparation of the Ind AS financial statements that give a true and fair view in order to design audit procedures that are appropriate in the circumstances. An audit also includes evaluating the appropriateness of the accounting policies used and the reasonableness of the accounting estimates made

INDEPENDENT AUDITORS' REPORT [Contd.]

by the Company's Directors, as well as evaluating the overall presentation of the Ind AS financial statements.

We believe that the audit evidence we have obtained is sufficient and appropriate to provide a basis for our audit opinion on the Ind AS financial statements.

Opinion

In our opinion and to the best of our information and according to the explanations given to us, the aforesaid Ind AS financial statements give the information required by the Act in the manner so required and give a true and fair view in conformity with the accounting principles generally accepted in India, of the state of affairs of the Company as at 31st March, 2018, and its profit, total comprehensive profit, its cash flows and the changes in equity for the year ended on that date.

Report on Other Legal and Regulatory Requirements

1. As required by the Companies (Auditors' Report) Order, 2016 ("the Order"), issued by the Central Government of India in terms of sub-section (11) of the section 143 of the Act, we give in the "**Annexure A**" a statement on the matters specified in the paragraphs 3 and 4 of the Order.

2. As required by Section 143 (3) of the Act, we report that:

(a) We have sought and obtained all the information and explanations which to the best of our knowledge and belief were necessary for the purposes of our audit.

(b) In our opinion, proper books of account as required by law have been kept by the Company so far as it appears from our examination of those books.

(c) The Balance Sheet, Statement of Profit and Loss including the Statement of Other Comprehensive Income, the Cash Flow Statement and Statement of Changes in Equity dealt with by this Report are in agreement with the books of account.

(d) In our opinion, the aforesaid Ind AS financial statements comply with the Indian Accounting Standards specified under Section 133.

(e) On the basis of the written representations received from the directors as on 31st March, 2018 and taken on record by the Board of Directors, none of the directors is disqualified as on 31st March, 2018 from being appointed as a director in terms of Section 164 (2) of the Act.

(f) With respect to the adequacy of the internal financial controls over financial reporting of the company and the operating effectiveness of such controls, refer to our separate Report in "**Annexure B**"; and

(g) With respect to the other matters to be included in the Auditor's Report in accordance with Rule 11 of the Companies (Audit and Auditors) Rules, 2014, in our opinion and to the best of our information and according to the explanations given to us:

i. The Company has disclosed the impact of pending litigations on its financial position in its Ind AS financial statements - Refer Note 36 to the Ind AS financial statements;

ii. The Company did not have any long-term contracts including derivative contracts for which there were any material foreseeable losses;

iii. There were no amounts which were required to be transferred to the Investor Education and Protection Fund by the Company.

For K. M. Swadia and Company

Chartered Accountants

Firm's Registration No. 110740W

CA. Pravin Panchiwala

Partner

Membership No. 127406

Place: Vadodara

Date: 21st April, 2018

INDEPENDENT AUDITORS' REPORT [Contd.]

ANNEXURE – A TO THE INDEPENDENT AUDITOR'S REPORT

The Annexure referred to in our Independent Auditor's Report to the members of **20 Microns Nano Minerals limited** ("the Company") for the year ended on March 31, 2018. We report that:

- i.
 - a. The Company has maintained proper records showing full particulars including quantitative details and situation of fixed assets.
 - b. The Company has a regular program of physical verification of its fixed assets by the management in a phased periodical manner, which, in our opinion is reasonable having regard to the size of the Company and the nature of its assets. In accordance with this program, certain assets were verified by the management during the year and no material discrepancies were noticed on such verification.
 - c. According to the information and explanations given to us and on the basis of our examination of the records of the Company, the title deeds of immovable properties are held in the name of the Company.
- ii. The management has conducted physical verification of inventories at reasonable intervals during the year and no material discrepancies were noticed on such physical verification.
- iii. According to information and explanations given to us, the Company has not granted any loans, secured or unsecured to Companies, Firms, Limited Liabilities Partnerships or other parties covered in the register maintained under section 189 of the Act. Therefore, the provisions of Para 3 (iii) [(a) to (c)] of the Companies (Auditor's Report) Order, 2016 are not applicable to the company.
- iv. In our opinion and according to the information and explanations given to us in respect of loans, Investments, guarantees and securities, the company has complied with the provisions of the section 185 and 186 of the Companies Act, 2013.
- v. According to the information and explanation given to us, in respect of deposits accepted during the year are in compliance with the provisions of section 73 to 76 and other provisions of the companies act and the rules framed there under.
- vi. According to the information and explanation given to us, the company is not required to maintain cost records in accordance with the provision of subsection (1) of section 148 of the Companies Act, 2013 read with Companies (Cost Records and Audit) Rules, 2014 and amendment therein from time to time.
- vii. According to information and explanations given to us, in respect of the statutory dues:
 - a. The Company is generally regular in depositing with appropriate authorities, undisputed statutory dues including Provident Fund, Employees' State Insurance, Income-tax, Sales-tax, GST, Wealth Tax, Service Tax, Custom Duty, Excise Duty, Value Added Tax cess and any other statutory dues applicable to it. There are no arrears outstanding in case of any of the statutory dues as at the yearend for a period of more than six months from the date they have become payable;
 - b. The details of disputed amounts payable in respect of income tax or sales tax or wealth tax or service tax or duties of customs or value added tax or cess which have not been deposited, are given below:

INDEPENDENT AUDITORS' REPORT [Contd.]

Act under which amount is due and authority before which matter is being disputed	Nature of dues	Amount (₹)	Period to which it relates
Income Tax Acts, 1961	Income Tax	4,793	A.Y. 2009-2010
Income Tax Acts, 1961	Income Tax	20,42,700	A.Y. 2015-2016
Gujarat Value Added Tax Act, 2003-Commissioner of Commercial Tax	Sales Tax & Value Added Tax	19,04,698	A.Y. 2010-2011
Gujarat Value Added Tax Act, 2003-Commissioner of Commercial Tax	Sales Tax & Value Added Tax	5,70,775	A.Y. 2012-2013

- viii.** Based on our audit procedures and according to the information and explanations given to us by the management, we are of the opinion that the Company has not defaulted in the repayment of dues to banks or financial institutions or debenture holders during the year under audit.
- ix.** The Company did not raise moneys by way of initial public offer or further public offer (including debt instruments). In our opinion, the term loans were applied for the purposes for which the loans were obtained.
- x.** In our opinion and according to the information and explanations given to us, no material fraud on or by the Company has been noticed or reported during the course of our audit.
- xi.** In our opinion and according to information and explanation given to us, the company has complied with the provisions of section 197 read with schedule 5 to the Companies Act, 2013 with respect to managerial remuneration.
- xii.** The Company is not a Nidhi Company and hence reporting under clause (xii) of the order is not applicable.
- xiii.** In our opinion and according to information and explanation given to us the Company's transactions with its related party are in compliance with Section 177 and 188 of the Companies Act, 2013, where applicable, and details of related party transactions have been disclosed in the financial statements as required by the applicable accounting standards.
- xiv.** In our opinion and according to information and explanation given to us, the company has not made any preferential allotment or private placement of shares or fully or partly convertible debentures during the year under review.
- xv.** In our opinion and according to information and explanation given to us, the company has not entered in to any non cash transactions with directors or persons connected with him. Therefore, the provisions of clause (XV) of the order are not applicable to the Company.
- xvi.** According to the information and explanation given to us, the company is not required to register under section 45-IA of the Reserve Bank of India Act, 1934.

For K. M. Swadia and Company

Chartered Accountants

Firm's Registration No. 110740W

CA. Pravin Panchiwala.

Partner

Membership No. 127406

Place: Vadodara**Date: 21st April, 2018**

INDEPENDENT AUDITORS' REPORT [Contd.]

ANNEXURE B TO THE INDEPENDENT AUDITOR'S REPORT

Report on the Internal Financial Controls under Clause (i) of Sub-section 3 of Section 143 of the Companies Act, 2013 ("the Act")

We have audited the internal financial controls over financial reporting of 20 Microns Nano Minerals limited ("the Company") as of March 31, 2018 in conjunction with our audit of the Ind AS financial statements of the Company for the year ended on that date.

1. Management's Responsibility for Internal Financial Controls

The Company's management is responsible for establishing and maintaining internal financial controls based on the internal control over financial reporting criteria established by the Company considering the essential components of internal control stated in the Guidance Note on Audit of Internal Financial Controls over Financial Reporting issued by the Institute of Chartered Accountants of India ('ICAI'). These responsibilities include the design, implementation and maintenance of adequate internal financial controls that were operating effectively for ensuring the orderly and efficient conduct of its business, including adherence to company's policies, the safeguarding of its assets, the prevention and detection of frauds and errors, the accuracy and completeness of the accounting records and the timely preparation of reliable financial information, as required under the Companies Act, 2013.

2. Auditors' Responsibility

Our responsibility is to express an opinion on the Company's internal financial controls over financial reporting based on our audit. We conducted our audit in accordance with the Guidance Note on Audit of Internal Financial Controls Over Financial Reporting (the "Guidance Note") and the Standards on Auditing, issued by ICAI and deemed to be prescribed under section 143(10) of the Companies Act, 2013, to the extent applicable to an audit of internal financial controls. Those Standards and the Guidance Note require that we comply with ethical requirements and plan and perform the audit to obtain reasonable assurance about whether adequate internal financial controls over financial reporting was established and maintained and if such controls operated effectively in all material respects.

Our audit involves performing procedures to obtain audit evidence about the adequacy of the internal financial controls system over financial reporting and their operating effectiveness. Our audit of internal financial controls over financial reporting included obtaining an understanding of internal financial controls over financial reporting, assessing the risk that a material weakness exists, and testing and evaluating the design and operating effectiveness of internal control based on the assessed risk. The procedures selected depend on the auditor's judgement, including the assessment of the risks of material misstatement of the financial statements, whether due to fraud or error.

We believe that the audit evidence we have obtained is sufficient and appropriate to provide a basis for our audit opinion on the Company's internal financial controls system over financial reporting.

3. Meaning of Internal Financial Controls over Financial Reporting

A company's internal financial control over financial reporting is a process designed to provide reasonable assurance regarding the reliability of financial reporting and the preparation of financial statements for external purposes in accordance with generally accepted accounting principles. A company's internal financial control over financial reporting includes those policies and procedures that (1) pertain to the maintenance of records that, in reasonable detail, accurately and fairly reflect the transactions and dispositions of the assets of the company; (2) provide reasonable assurance that transactions are recorded as necessary to permit preparation of financial statements in accordance with generally accepted accounting principles, and that receipts and expenditures of the company are being made only in accordance with authorisations of management and directors of the company; and (3) provide reasonable assurance

INDEPENDENT AUDITORS' REPORT [Contd.]

regarding prevention or timely detection of unauthorised acquisition, use, or disposition of the company's assets that could have a material effect on the financial statements.

4. Inherent Limitations of Internal Financial Controls Over Financial Reporting

Because of the inherent limitations of internal financial controls over financial reporting, including the possibility of collusion or improper management override of controls, material misstatements due to error or fraud may occur and not be detected. Also, projections of any evaluation of the internal financial controls over financial reporting to future periods are subject to the risk that the internal financial control over financial reporting may become inadequate because of changes in conditions, or that the degree of compliance with the policies or procedures may deteriorate.

5. Opinion

In our opinion, the Company has, in all material respects, an adequate internal financial controls system over financial reporting and such internal financial controls over financial reporting were operating effectively as at March 31, 2018, based on the internal control over financial reporting criteria established by the Company considering the essential components of internal control stated in the Guidance Note issued by the ICAI.

For K. M. Swadia and Company

Chartered Accountants

Firm's Registration No. 110740W

CA Pravin Panchiwala

Partner

Membership No. 127406

Place: Vadodara

Date: 21st April, 2018

STANDALONE BALANCE SHEET AS AT MARCH 31ST, 2018

(Amount in ₹)				
Particulars	Note No.	As At 31st March 2018	As At 31st March 2017	As At 31st March 2016
I. ASSETS				
1. Non-Current Assets				
(a) Property, Plant & Equipment	3.1	206,199,911	204,741,278	191,320,867
(b) Capital work in progress	3.2	795,044	-	18,101,864
(c) Intangible assets	4.1	7,245,162	10,370,528	14,085,871
(d) Intangible assets under development	4.2	5,24,040	524,040	524,040
(e) Financial assets				
(i) Investment	5	23,000	23,000	23,000
(ii) Other Financial assets	6	2,300,000	-	-
(f) Other non-current assets	7	6,978,209	-	1,081,075
Total Non-Current Assets		224,065,366	215,658,846	225,136,717
2. Current Assets				
(a) Inventories	8	90,939,184	84,290,274	60,649,720
(b) Financial Assets				
(i) Trade receivables	9	71,164,454	75,463,750	40,664,007
(ii) Cash and cash equivalents	10	1,088,453	123,562	294,024
(iii) Bank Balance other than(ii) above	11	825,180	3,147,924	2,312,311
(iv) Loans	12	15,551,162	13,568,115	13,033,115
(c) Other current assets	13	6,337,633	7,591,380	9,924,177
Total Current Assets		185,906,066	184,185,005	126,877,354
TOTAL ASSETS		409,971,432	399,843,851	325,014,071
II. EQUITY AND LIABILITIES				
1. Equity				
(a) Equity Share Capital	14	89,700,200	89,700,200	64,700,200
(b) Other Equity	15	170,442,735	150,061,582	99,221,011
Total Equity		260,142,935	239,761,782	163,921,211
2. Liabilities				
Non-Current Liabilities				
(a) Financial Liabilities				
(i) Borrowings	16	18,268,509	10,429,490	14,325,635
(b) Deferred tax liabilities (Net)	17	27,438,716	29,173,071	26,266,580
Total Non-Current Liabilities		45,707,225	39,602,561	40,592,215

STANDALONE BALANCE SHEET AS AT MARCH 31ST, 2018

(Amount in ₹)				
Particulars	Note No.	As At 31st March 2018	As At 31st March 2017	As At 31st March 2016
Current Liabilities				
(a) Financial Liabilities				
(i) Borrowings	18	27,652,968	49,805,662	55,762,876
(ii) Trade Payables	19	62,510,938	50,909,106	71,103,011
(iii) Other Financial Liabilities	20	9,950,269	14,071,827	15,529,860
(b) Other Current Liabilities	21	1,750,394	552,486	2,007,334
(c) Provisions	22	30,000	3,824,848	1,990,044
(d) Current Tax Liabilities (Net)	23	2,126,703	1,315,579	1,107,520
Total Current Liabilities		104,121,272	120,479,508	147,500,645
Total Liabilities		149,828,497	160,082,069	188,092,860
TOTAL EQUITY AND LIABILITIES		409,971,432	399,843,851	352,014,071

See accompanying notes to the financial statements

As per our report attached

For K M Swadia & Co.

FRN - 110740W
Chartered Accountants

CA. Pravin Panchiwala

Partner
M. No. - 127406

Place : Waghodia, Vadodara

Date : 21st April 2018

For 20 Microns Nano Minerals Limited

Chandresh S.Parikh

Chairman
DIN-00041584

Komal Tiwari

Company Secretary
M. No. : A37092

Place : Waghodia, Vadodara

Date : 21st April 2018

Atil C. Parikh

CEO & MD
DIN-00041712

N R Patel

Chief Financial Officer

**STANDALONE STATEMENT OF PROFIT AND LOSS
FOR YEAR ENDED ON 31st March 2018**

(Amount in ₹)			
Particulars	Note No.	For the Year Ended 31st March 2018	For the Year Ended 31st March 2017
Revenue			
I. Revenue from Operation	24	381,325,199	350,351,535
II. Other Income	25	3,609,198	5,581,533
III. Total Income (I+II)		384,934,397	355,933,068
IV. Expenses			
Cost of materials consumed	26	199,872,288	172,788,566
Purchase of Stock in Trade	27	9,938,226	9,457,153
Changes in inventories of Finished Goods	28	(6,867,045)	(4,932,679)
Employee Benefits Expenses	29	33,099,318	25,398,564
Finance Costs	30	8,446,527	10,573,757
Depreciation and Amortization Expenses	31	12,394,689	12,344,901
Other Expenses	32	84,493,139	106,134,741
Total Expenses (IV)		341,377,142	331,765,003
V. Profit Before Tax (III-IV)		43,557,255	24,168,065
VI. Tax Expense	33		
Current Tax		11,497,151	6,202,624
Adjustment for earlier tax expense		(132,310)	-
Deferred Tax		(1,121,187)	2,098,371
VII. Profit for the year (V-VI)		33,313,601	15,867,070
VIII. Other Comprehensive Income	34		
Items that will not be reclassified to profit or loss			
Remeasurement of the defined benefit plan		(22,224)	(36,712)
Tax on above		6,183	10,213
Total Other Comprehensive Income		(16,041)	(26,499)
IX. Total Comprehensive income for the year (VII+VIII)		33,297,560	15,840,571
Earning per equity share of FV of Rs. 10 each	35		
Basic		3.71	2.29
Diluted		3.71	2.29
See accompanying notes to the financial statements			

As per our report attached

For K M Swadia & Co.

FRN - 110740W

Chartered Accountants

CA. Pravin Panchiwala

Partner

M. No. - 127406

Place : Waghodia, Vadodara

Date : 21st April 2018

For 20 Microns Nano Minerals Limited

Chandresh S. Parikh

Chairman

DIN-00041584

Komal Tiwari

Company Secretary

M. No. : A37092

Place : Waghodia, Vadodara

Date : 21st April 2018

Atil C. Parikh

CEO & MD

DIN-00041712

N R Patel

Chief Financial Officer

STANDALONE STATEMENT OF CHANGES IN EQUITY (SOCIE) FOR THE YEAR ENDED MARCH 31ST, 2018

(a) Equity Share Capital		(Amount in ₹)	
Particulars	As At 31st March 2018	As At 31st March 2017	As At 31st March 2016
Balance at the beginning of the reporting period	89,700,200	64,700,200	60,500,200
Changes in equity share capital during the year	-	25,000,000	4,200,000
Balance at the end of the reporting period	89,700,200	89,700,200	64,700,200
(b) Other equity			
Attributable to the equity holders of the company			
Other Equity	Security Premium Account	Surplus in Profit & Loss Account	Total Other Equity
Balance at April 1, 2016 (A)	2,100,000	97,121,011	99,221,011
Add : received for shares issued during the period	35,000,000	-	35,000,000
Add : Profit during the period	-	15,867,070	15,867,070
Add : Remeasurements of post-employment benefit obligation, net of tax	-	(26,499)	(26,499)
Balance at March 31, 2017 (B)	37,100,000	112,961,582	150,061,582
Less : Share issue expenditure	(2,120,302)	-	(2,120,302)
Add : Profit during the period	-	33,313,601	33,313,601
Add : Remeasurements of post-employment benefit obligation, net of tax	-	(16,041)	(16,041)
Less : Appropriations			
Dividend Declared	-	(8,970,020)	(8,970,020)
Corporate Tax on Dividend	-	(1,826,085)	(1,826,085)
Balance at March 31, 2018 (C)	34,979,698	135,463,037	170,442,735

As per our report of even date attached

For K M Swadia & Co.
FRN - 110740W
Chartered Accountants

CA. Pravin Panchiwala
Partner
M. No. - 127406

Place : Waghodia, Vadodara
Date : 21st April 2018

For 20 Microns Nano Minerals Limited

Chandresh S.Parikh
Chairman
DIN-00041584

Komal Tiwari
Company Secretary
M. No. : A37092

Place : Waghodia, Vadodara
Date : 21st April 2018

Atil C. Parikh
CEO & MD
DIN-00041712

N R Patel
Chief Financial Officer

STANDALONE CASH FLOW STATEMENT FOR YEAR ENDED ON 31st March 2018

(Amount in ₹)

Particulars	For the Year Ended 31st March 2018	For the Year Ended 31st March 2017
A. CASH FLOW FROM OPERATING ACTIVITIES		
Profit Before Tax	43,557,255	24,168,065
Adjustments for:		
Depreciation and amortisation	12,394,689	12,344,901
Profit on sale/disposal of Property, Plant & Equipment	-	(40,971)
Unrealised Foreign Exchange Loss/Gain	19,379	148,715
Liability no longer required written back	(91,172)	(479,818)
Remission of Debit Balances	-	5,912
Bad Debts written off	449,361	-
Provision for doubtful debts (Trade Receivables)	(487,118)	1,753,263
Interest Income	(2,002,618)	(2,050,694)
Interest Paid	8,446,527	10,573,757
Operating Profit before working capital changes	62,286,303	46,423,130
Adjustment for changes in Working Capital		
(Increase)/Decrease in Trade Receivables	4,317,674	(36,707,633)
(Increase)/Decrease in Other - Non Current Assets	(89,033)	1,044,363
(Increase)/Decrease in Other - Financial assets-Non-current	(2,300,000)	-
(Increase)/Decrease in Short Terms Loans and Advances	(1,983,047)	(5,35,000)
(Increase)/Decrease in Other Current Assets	1,674,880	2,514,194
(Increase)/Decrease in Other financial assets-Current	2,146,884	(542,637)
(Increase)/Decrease in Inventories	(6,648,910)	(23,640,554)
Changes in Trade and Other Receivables	(2,881,552)	(57,867,267)
Increase/(Decrease) in Trade Payables	11,793,004	(19,714,087)
Increase/(Decrease) in Other Financial liability except current maturity of long term debt	(994,062)	1,634,974
Increase/(Decrease) in Other current liabilities	1,197,909	(1,454,849)
Increase/(Decrease) in Short-term provisions	(3,794,848)	1,834,804
Changes in Trade and Other Payables	8,202,003	(17,699,158)
Cash generated from Operations	67,606,754	(29,143,295)
Income tax paid (Net of refunds)	10,974,851	5,357,628
Net Cash from Operating Activities	56,631,903	(34,500,923)
B. CASH FLOW FROM INVESTING ACTIVITIES		
Proceeds from sale of Assets	-	444,489
Purchase of Assets	(18,434,400)	(4,351,623)
Interest Received	2,178,478	1,757,718
Net Cash Used in Investing Activities	16,255,922	(2,149,416)

**STANDALONE CASH FLOW STATEMENT
FOR YEAR ENDED ON 31st March 2018**

	(Amount in ₹)	
Particulars	For the Year Ended 31st March 2018	For the Year Ended 31st March 2017
C. CASH FLOW FROM FINANCING ACTIVITIES		
Issue of equity shares	-	60,000,000
Proceeds from/(Repayment of) Long-term borrowings(Net)	5,502,073	(6,989,152)
Repayment of short-term borrowings (Secured & Unsecured)	(22,152,694)	(5,957,214)
Share issue expense	(2,727,287)	-
Interest Paid	(9,237,077)	(10,573,757)
Dividend Paid (Including tax thereon)	(10,796,105)	-
Net Cash from Financing Activities	(39,411,090)	36,479,877
NET INCREASE IN CASH AND CASH EQUIVALENTS(A+B+C)	964,891	(170,462)
Cash and cash equivalents at the beginning of the year	123,562	294,024
Cash and cash equivalents at the end of the year	1,088,452	123,562
Closing cash and cash equivalents comprise:		
Cash in hand	-	8670
Balances with Scheduled Banks	-	-
Balance in current and saving account	1,088,453	114,892
Total	1,088,453	123,562

Notes to Cash Flow Statement:

- (i) The above Cash Flow Statement has been prepared under the "Indirect Method" as set out in the Indian Accounting Standard IND AS - 7 on Cash Flow Statements.
- (ii) Purchase of fixed assets are stated inclusive of movements of capital work in progress, assets under development and capital advances.
- (iii) Previous year figures have been regrouped and reclassified wherever considered necessary to conform to the current year's figures.
- (iv) In Part A of the cash flow statement, figures in brackets indicate deductions made from the Net Profit for deriving the Net cash flow from operating activities. In Part B and Part C, figures in bracket indicate cash-outflow.

For K M Swadia & Co.

FRN - 110740W
Chartered Accountants

CA. Pravin Panchiwala

Partner
M. No. - 127406

Place : Waghodia, Vadodara

Date : 21st April 2018

For 20 Microns Nano Minerals Limited**Chandresh S.Parikh**

Chairman
DIN-00041584

Komal Tiwari

Company Secretary
M. No. : A37092

Atil C. Parikh

CEO & MD
DIN-00041712

N R Patel

Chief Financial Officer

Place : Waghodia, Vadodara

Date : 21st April 2018

ACCOMPANYING NOTES TO THE FINANCIAL STATEMENT



Note 1 – Corporate Information

20 Microns Nano Mineral Limited ("Company") is a public limited company domiciled in India and incorporated under the provisions of the Companies Act, 1956. The registered office of the Company is located at 9 – 10, GIDC, Waghodia, Vadodara – 391760, Gujarat, India.

The Company is engaged in processing and selling of Specialty Chemicals (Functional Additives -FA and Chemically Modified Minerals –CMM), Soft Minerals (SM) and Hard Minerals (HM) and are used in industries such as paints and coatings, printing inks, plastics and polymers, rubber, ceramics, foundry, paper, adhesives, cosmetics, construction, agro chemicals, chemical and pharmaceuticals, textile, oil-well drilling, filtration.

Note 2 - Significant Accounting Policies

This note provides a list of the significant accounting policies adopted in the preparation of these financial statements. These policies have been consistently applied to all the years presented, unless otherwise stated.

2.1 Basis of Preparation of Financial Statements

2.1.1 Statement of Compliance with Ind AS

The standalone financial statements has been prepared in accordance and comply in all material aspects with Indian Accounting Standards (Ind AS) notified under Section 133 of the Companies Act, 2013 (the Act) [Companies (Indian Accounting Standards) Rules, 2015] and other relevant provisions of the Act and read with Rule 3 of the Companies (Indian Accounting Standards) Rules, 2015 and Companies (Indian Accounting Standards) Amendment Rules, 2016.

The financial statements for all the periods up to year ended 31 March 2017 were prepared in accordance with the accounting standards notified under Section 133 of the Companies Act, 2013 (the Act) [Companies (Indian Accounting Standards) Rules, 2015] and other relevant provisions of the Act and read with Rule 7 of the Companies (Accounts) Rules, 2014 (Previous GAAP) and other relevant provisions.

2.1.2 First-time Adoption of Ind AS

The company has adopted all the Ind AS standards and the adoptions was carried out in accordance with Ind AS 101 First time adoption of Indian Accounting Standards including clarification issued by Ind AS Transition Facility Group (ITFG) on various issues. The transition was carried out from Indian Accounting Principles generally accepted in India as prescribed under Sec133 of the Act, read with Rule7 of the Companies (Accounts) Rules,2014 (IGAAP), which was the previous GAAP.

These financial statements for the year ended 31 March 2018 are the first financial statements of the Company under Ind AS. The date of transition to Ind AS is 1st April 2016. Reconciliations and descriptions of the effect of the transition has been summarized in note 42 for an explanation of how the transition from Indian GAAP (IGAAP) to Ind AS has affected the Company's financial position, financial performance and cash flows.

All assets and liabilities have been classified as current or non-current as per the Company's normal operating cycle and other criteria set out in the Schedule III to the Companies Act, 2013.

ACCOMPANYING NOTES TO THE FINANCIAL STATEMENT [CONTD.]

Accounting policies have been consistently applied except where a newly issued accounting standard is initially adopted or a revision to an existing accounting standard requires a change in the accounting policy hitherto in use.

2.1.3 Historical Cost Convention

These financial statements have been prepared and presented under the historical cost convention, on the accrual basis of accounting except for certain financial assets and financial liabilities that are measured at fair values at the end of each reporting period, as stated in the accounting policies set out below. The accounting policies have been applied consistently over all the periods presented in these financial statements.

2.2 Use of Estimates and Judgements

The presentation of the financial statements are in conformity with the Ind AS which requires the management to make estimates, judgments and assumptions that affect the reported amounts of assets and liabilities, revenues and expenses and the accompanying disclosures and the disclosure of contingent liabilities. Such estimates and assumptions are based on management's evaluation of relevant facts and circumstances as on the date of financial statements. The actual outcome may differ from these estimates.

Estimates and underlying assumptions are reviewed on an ongoing basis. Revisions to the accounting estimates are recognised in the period in which the estimates are revised and in any future periods affected.

This note provides an overview of the areas that involved a higher degree of judgement or complexity, and of items which are more likely to be materially adjusted due to estimates and assumptions turning out to be different than those originally assessed. Detailed information about each of these estimates and judgements is included in relevant notes together with information about the basis of calculation for each affected line item in the financial statements.

Information about assumptions and estimation uncertainties that have a significant risk of resulting in a material adjustment within the next financial year are included in the following notes:

Note 33 :- Current/deferred tax expense

Note 36 :- Contingent liabilities and assets

Note 9 :- Expected credit loss for receivables

Note 39 :- Measurement of defined benefit obligations

2.3 Property, Plant and Equipment

An item of Property, plant and equipment that qualifies as an assets is measured at their cost. Following initial recognition, items of property, plant and equipment are carried at cost less accumulated depreciation and accumulated impairment losses.

The Company identifies and determines the cost of each part of an item of property, plant and equipment separately, if the part has a cost which is significant to the total cost of that item of property, plant and equipment and has useful life that is materially different from that of the remaining item.

The cost of an item of property, plant and equipment comprises of its purchase price including import duties and other non-refundable purchase taxes or levies, directly attributable cost of bringing the asset to its working condition for its intended use and the initial estimate of decommissioning, restoration and similar liabilities, if any. Any trade discounts and rebates are deducted in arriving at the purchase price. Cost includes cost of replacing a part of a plant and equipment if the recognition criteria are met. Expenses directly attributable to new manufacturing facility during its construction period are capitalized if the recognition criteria are met. Expenditure related to plans, designs and drawings of buildings or plant and machinery is capitalized under relevant heads of property, plant and equipment if the recognition criteria are met.

Items such as spare parts, stand-by equipment and servicing equipment that meet the definition of property, plant and equipment are capitalized at cost and depreciated over their useful life.

Subsequent expenditures, including replacement costs where applicable, incurred for an item of Property plant and equipment are added to its books value only if they increase the future benefits from the existing asset beyond its previously assessed standard of performance and the cost of the item can be measured reliably. The carrying amount of any component accounted for as a separate asset is de-recognised when replaced.

Costs in nature of repairs and maintenance are recognized in the Statement of Profit and Loss as and when incurred.

Any item of property, plant and equipment and any significant part initially recognised is derecognised upon disposal or when no future economic benefits are expected from its use or disposal. Any gain or loss arising on derecognition of the asset (calculated as the difference between the net disposal proceeds and the carrying amount of the asset) is charged to revenue in the income statement when the asset is derecognised.

The cost and related accumulated depreciation are eliminated from the financial statements upon sale or retirement of the asset.

2.4 Capital work-in-progress and intangible assets under development

Capital work-in-progress and intangible assets under development represents expenditure incurred in respect of capital projects/intangible assets under development and are carried at cost. Cost includes related acquisition expenses, development/ construction costs, borrowing costs and other direct expenditure.

2.5 Investment Properties

Investment properties comprises of Immovable Property that are held for rental yield and/or capital appreciation.

Investment property is measured initially at its cost, including related transaction costs and where applicable borrowing costs. Subsequent expenditure is capitalised to the asset's carrying amount only when it is probable that future economic benefits associated with the item will flow to the Company and the cost of the item can be measured reliably. All other repairs and maintenance costs

ACCOMPANYING NOTES TO THE FINANCIAL STATEMENT [CONTD.]

are expensed as and when incurred. When part of an investment property is replaced, the carrying amount of the replaced part is derecognised.

2.6 Intangible Assets

Intangible asset is recognized only where it is probable that future economic benefits attributable to the asset will accrue to the enterprise and cost can be measured reliably. Intangible assets acquired separately are measured on initial recognition at cost. Following initial recognition, intangible assets are carried at cost less accumulated amortization and accumulated impairment loss, if any.

Acquired Intangible Assets in the form of "Process Know How" is recognized at the cost of acquisition and amortized on straight line basis over a period of five years, depending on their estimated useful life.

Research and development:

Expenditure on research activities undertaken with the prospect of gaining new scientific or technical knowledge and understanding are recognised as an expense when incurred. Development activities involve a plan or design for the production of new or substantially improved products and processes. An internally-generated intangible asset arising from development is recognised if and only if all of the following have been demonstrated:

- development costs can be measured reliably;
- the product or process is technically and commercially feasible;
- future economic benefits are probable;
- and the Company intends to and has sufficient resources to complete development and to use or sell the asset.

Any item of intangible assets is derecognised upon disposal or when no future economic benefits are expected from its use or disposal. Any gain or loss arising on derecognition of the intangible asset (calculated as the difference between the net disposal proceeds and the carrying amount of the intangible asset) is recognised in the statement of Profit and Loss when the asset is derecognised.

2.7 Depreciation and amortisation methods, estimated useful lives and residual values

Depreciation is recognised so as to write off the cost of assets (other than freehold land and Capital work-in- progress) less their residual values on straight-line method over their useful lives of the assets.

The estimate of the useful life of the assets has been assessed based on technical advice which considers the nature of the asset, the usage of the asset, expected physical wear and tear, the operating conditions of the asset, anticipated technological changes, manufacturers warranties and maintenance support, etc. The management believes that these useful lives are realistic and reflect fair approximation of the period over which the assets are likely to be used. The useful lives are reviewed by the management at each financial year end and revised, if appropriate. In case of a revision, the unamortised depreciable amount (remaining net value of assets) is charged over the revised remaining useful lives.

Based on management estimate, residual value of 5% is considered for respective tangible assets except Lease hold land.

Intangible assets are amortized over their individual estimated useful lives on a Straight Line basis, commencing from the year in which the same are available to the company for its intended use. The useful lives as estimated by the management for the intangible assets are as follows:

- | | | |
|----|--|---------|
| a) | Process Know How (Product Development) | 5 Years |
| b) | Mine Development | 5 Years |

Cost of lease-hold land is amortized equally over the period of lease.

The residual values, useful lives and methods of depreciation of property, plant and equipment are reviewed at the end of each financial year and adjusted prospectively if appropriate.

Component accounting of assets: If significant parts of an item of property, plant and equipment have different useful lives, then they are accounted for as separate items (major components) of property, plant and equipment and accordingly depreciated at the useful lives.

Depreciation on items of property, plant and equipment acquired / disposed off during the year is provided on pro-rata basis with reference to the date of addition / disposal.

Investment properties are depreciated based on the useful life prescribed in Schedule II to the Companies Act, 2013.

2.8 Impairment of non-financial assets

At the balance sheet date, non-financial assets are reviewed for impairment losses whenever events or changes in circumstances indicate that the carrying amount may not be recoverable. For the purpose of assessing impairment, the smallest identifiable group of assets that generates cash inflows from continuing use that are largely independent of the cash inflows from other assets or groups of assets, is considered as a cash generating unit. If any such indication exists, an estimate of the recoverable amount of the asset/cash generating unit is made. The recoverable amount of an asset is the greater of its fair value less cost to sell and value in use. To calculate value in use, the estimated future cash flows are discounted to their present value using a pre-tax discount rate that reflects current market rates and the risk specific to the asset. For an asset that does not generate largely independent cash inflows, the recoverable amount is determined for the CGU to which the asset belongs. Fair value less cost to sell is the best estimate of the amount obtainable from the sale of an asset in an arm's length transaction between knowledgeable, willing parties, less the cost of disposal. Assets whose carrying value exceeds their recoverable amount are written down to the recoverable amount. Recoverable amount is higher of an asset's or cash generating unit's net selling price and its value in use.

Assessment is also done at each Balance Sheet date as to whether there is any indication that an impairment loss recognized for an asset in prior accounting periods may no longer exist or may have decreased.

ACCOMPANYING NOTES TO THE FINANCIAL STATEMENT [CONTD.]

Impairment losses of continuing operations, including impairment on inventories, are recognised in the statement of profit and loss, except for properties previously revalued with the revaluation surplus taken to Other Comprehensive Income (OCI). For such properties, the impairment is recognised in OCI up to the amount of any previous revaluation surplus.

2.9 Revenue recognition

Revenue is recognized when it is probable that economic benefits associated with a transaction flows to the Company in the ordinary course of its activities and the amount of revenue can be measured reliably. Revenue is measured at the fair value of the consideration received or receivable, net of returns, trade discounts and volume rebates allowed by the Company. The Company bases its estimates on historical results, taking into consideration the type of customer, the type of transaction and the specifics of each arrangement.

Revenue includes only the gross inflows of economic benefits, including excise duty, received and receivable by the Company, on its own account. Amounts collected on behalf of third parties such as Goods and Service Tax, Sales Tax and Value Added Tax are excluded from revenue.

Revenue from sale of products is recognized when the Company transfers all the significant risks and rewards of ownership to the buyer, while the company retains neither continuing managerial involvement nor effective control over the product sold. No significant uncertainty exists regarding the amount of the consideration that will be derived from the sale of goods, amount of sale can be measured reliably, and the cost incurred and to be incurred can be measured reliably. Sales figure are inclusive of excise duty and freight in case of landed rates, but are of net of sales returns, and rate or quantity adjustments.

Export benefits available under the prevalent schemes are recognized when there exists no significant uncertainty regards to its realisation.

Interest is recognised using Effective Interest Rate method as set out in Ind AS 109.

Dividend income is recognised, when the right to receive payment is established.

Royalty income is recognised on accrual basis in accordance with the substance of the agreement.

Investment property rental income is recognised as revenue on accrual basis as per the terms of the underlying contract with customers.

Other operating income and misc. income are accounted on accrual basis as and when the right to receive arises.

2.10 Borrowing

Borrowings are initially recognised at fair value, net of transaction costs incurred. Borrowings –interest bearing loans are subsequently measured at amortised cost by using the effective interest method (EIR method). Any difference between the proceeds (net of transaction costs) and the

redemption amount is recognised in profit or loss over the period of borrowing using the effective interest method (EIR). The EIR Amortization is included as Finance Costs in the statement of profit and loss.

Fees paid on the establishment of loan facilities are recognised as transaction costs of loan to the extent that it is probable that some or all the facility will be draw down. In this case, the fee is deferred until the draw down occurs. To the extent there is no evidence that it is probable that some or all of the facility will be drawn down, the fee is deferred as a payment for liquidity services and amortised over the period of the facility to which it relates.

Borrowings are removed from the balance sheet when the obligation specified in the contract is discharged, cancelled or expired. The difference between the carrying amount of a financial liability that has been extinguished or transferred to another party and the consideration paid, including any non-cash assets transferred or liabilities assumed, is recognised in profit or loss as other income or other expenses as well as through the EIR amortization process.

Borrowings are classified as current liabilities unless the Company has an unconditional right to defer settlement of the liability for at least 12 months after the reporting period. Where there is a breach of a material provision of a long term loan arrangement on or before the end of reporting period with the effect that the liability becomes payable on demand on the reporting date, the Company does not classify the liability as current, if the lender agreed, after the reporting period and before the approval of the financial statement for issue, not to demand payment as a consequence of the breach.

2.11 Borrowing Cost

The Company is capitalising general and specific borrowing costs that are directly attributable to the acquisition or construction of qualifying asset up to the date of commissioning. Qualifying assets are assets that necessarily take a substantial period of time to get ready for their intended use or sale. The Expenses incurred in connection with the arrangement of specific borrowings are capitalized over the period of the borrowing and every year such cost is apportioned to assets based on the actual amount borrowed during the year. All other borrowing costs are recognized as expense in the period in which they are incurred and charged to the statement of profit and loss.

Investment income earned on the temporary investment of specific borrowing pending their expenditure on qualifying assets is deducted from the borrowing costs eligible for capitalisation.

2.12 Financial Instruments

A financial instrument is any contract that gives rise to a financial asset of one entity and a financial liability or equity instrument of another entity.

2.12.1 Financial Asset

Initial Recognition

A financial asset or a financial liability is recognised in the balance sheet only when, the Company becomes party to the contractual provisions of the instrument.

ACCOMPANYING NOTES TO THE FINANCIAL STATEMENT [CONTD.]

Initial Measurement

At initial recognition, the Company measures a financial asset or financial liability at its fair value plus or minus, in the case of a financial asset or financial liability not at fair value through profit or loss, transaction costs that are directly attributable to the acquisition or issue of the financial asset or financial liability.

Subsequent Measurement

For purpose of subsequent measurement, financial assets are classified into:

- Financial assets measured at amortised cost;
- Financial assets measured at fair value through profit or loss (FVTPL); and
- Financial assets measured at fair value through other comprehensive income (FVTOCI).

The Company classifies its financial assets in the above mentioned categories based on:

- The Company's business model for managing the financial assets, and
- The contractual cash flows characteristics of the financial asset.

A financial asset is measured at amortised cost if both of the following conditions are met:

- The financial asset is held within a business model whose objective is to hold financial assets in order to collect contractual cash flows and
- The contractual terms of the financial assets give rise on specified dates to cash flows that are solely payments of principal and interest (SPPI) on the principal amount outstanding.

Financial assets are subsequently measured at amortised cost using the effective interest rate (EIR) method. Amortised cost is calculated by taking into account any discount or premium on acquisition and fees or costs that are an integral part of the EIR. The EIR amortisation is included in finance income in the profit or loss. The losses arising from impairment are recognised in the profit or loss.

A financial asset is measured at fair value through other comprehensive income if both of the following conditions are met:

- The financial asset is held within a business model whose objective is achieved by both collecting the contractual cash flows and selling financial assets and
- The assets contractual cash flows represent SPPI.

A financial asset is measured at fair value through profit or loss unless it is measured at amortised cost or at fair value through other comprehensive income. In addition, the Company may elect to designate a financial asset, which otherwise meets amortized cost or FVTOCI criteria, as at FVTPL. However, such election is allowed only if doing so reduces or eliminates a measurement or recognition inconsistency (referred to as 'accounting mismatch').

Equity Investments:

All equity investments in scope of Ind AS 109 are measured at fair value. Equity instruments which are held for trading are classified as at FVTPL. For all other equity instruments, the Company may make an irrevocable election to present in other comprehensive income subsequent changes in the fair value. The Company makes such election on an instrument by-instrument basis. The classification is made on initial recognition and is irrevocable.

If the Company decides to classify an equity instrument as at FVTOCI, then all fair value changes on the instrument, excluding dividends, are recognized in the OCI. There is no recycling of the amounts from OCI to statement of profit and loss, even on sale of investment. However, the Company may transfer the cumulative gain or loss within equity. Equity instruments included within the FVTPL category are measured at fair value with all changes recognized in the Profit and Loss.

De-recognition

A financial asset (or, where applicable, a part of a financial asset or part of a group of similar financial assets) is primarily derecognised (i.e. removed from the Company's balance sheet) when:

1. The contractual rights to the cash flows from the financial asset have expired, or
2. The Company has transferred its rights to receive cash flows from the asset or has assumed an obligation to pay the received cash flows in full without material delay to a third party under a 'pass-through' arrangement; and either
 - (1) The Company has transferred substantially all the risks and rewards of the asset, or
 - (2) The Company has neither transferred nor retained substantially all the risks and rewards of the asset, but has transferred control of the asset.

When the Company has transferred its rights to receive cash flows from an asset or has entered into a pass-through arrangement, it evaluates if and to what extent it has retained the risks and rewards of ownership. When it has neither transferred nor retained substantially all of the risks and rewards of the asset, nor transferred control of the asset, the Company continues to recognise the transferred asset to the extent of the Company's continuing involvement. In that case, the Company also recognises an associated liability. The transferred asset and the associated liability are measured on a basis that reflects the rights and obligations that the Company has retained.

Continuing involvement that takes the form of a guarantee over the transferred asset is measured at the lower of the original carrying amount of the asset and the maximum amount of consideration that the Company could be required to repay.

Impairment of Financial Assets

The Company assesses impairment based on expected credit loss (ECL) model to the following:

- Financial assets measured at amortised cost
- Financial assets measured at fair value through other comprehensive income

Expected credit losses are measured through a loss allowance at an amount equal to:

- The 12-months expected credit losses (expected credit losses that result from those default events on the financial instrument that are possible within 12 months after the reporting date); or
- Full time expected credit losses (expected credit losses that result from all possible default events over the life of the financial instrument).

The Company follows 'simplified approach' for recognition of impairment loss allowance on trade receivables or contract revenue receivables. Under the simplified approach, the Company is not required to track changes in credit risk. Rather, it recognises impairment loss allowance based on lifetime ECLs together with appropriate management estimates for credit loss at each reporting date, right from its initial recognition.

ACCOMPANYING NOTES TO THE FINANCIAL STATEMENT [CONTD.]

The Company uses a provision matrix to determine impairment loss allowance on the portfolio of trade receivables. The provision matrix is based on its historically observed default rates over the expected life of the trade receivable and is adjusted for forward looking estimates. At every reporting date, the historical observed default rates are updated and changes in the forward-looking estimates are analysed.

ECL impairment loss allowance (or reversal) recognized during the period is recognized as income/expense in the statement of profit and loss. This amount is reflected under the head 'other expenses' in the statement of Profit and Loss. The balance sheet presentation for various financial instruments is described below:

- Financial assets measured as at amortised cost and contractual revenue receivables - ECL is presented as an allowance, i.e., as an integral part of the measurement of those assets in the balance sheet. The allowance reduces the net carrying amount. Until the asset meets write-off criteria, the company does not reduce impairment allowance from the gross carrying amount.
- Financial assets measured at FVTOCI - Since financial assets are already reflected at fair value, impairment allowance is not further reduced from its value. Rather, ECL amount is presented as accumulated impairment amount in the OCI.

For assessing increase in credit risk and impairment loss, the Company combines financial instruments on the basis of shared credit risk characteristics with the objective of facilitating an analysis that is designed to enable significant increases in credit risk to be identified on a timely basis.

The Company does not have any purchased or originated credit-impaired (POCI) financial assets, i.e., financial assets which are credit impaired on purchase/ origination.

2.12.2 Financial Liabilities

Initial recognition and measurement

Financial liabilities are classified, at initial recognition, as financial liabilities at fair value through profit or loss, loans and borrowings, payables, or as derivatives designated as hedging instruments in an effective hedge, as appropriate.

All financial liabilities are recognised initially at fair value and, in case of loans and borrowings and payables, net of directly attributable transaction costs.

The Company's financial liabilities include trade and other payables, loan and borrowings including bank overdrafts, financial guarantee contracts and derivative financial instruments.

Subsequent measurement

- Financial liabilities measured at amortised cost
- Financial liabilities subsequently measured at fair value through profit or loss

Financial liabilities at fair value through profit or loss include financial liabilities held for trading and financial liabilities designated upon initial recognition as at fair value through profit or loss. Financial

liabilities are classified as held for trading if they are incurred for the purpose of repurchasing in the near term. Gains or losses on liabilities held for trading are recognised in the profit or loss.

Financial liabilities designated upon initial recognition at fair value through profit or loss are designated as such at the initial date of recognition, and only if the criteria in Ind AS 109 are satisfied. For liabilities designated as FVTPL, fair value gains/ losses attributable to changes in own credit risk are recognized in OCI. These gains/ loss are not subsequently transferred to Profit and Loss. However, the Company may transfer the cumulative gain or loss within equity. All other changes in fair value of such liability are recognised in the statement of profit or loss. The Company has not designated any financial liability as at fair value through profit and loss.

Financial Guarantee Contracts

Financial guarantee contracts issued by the Company are those contracts that require a payment to be made to reimburse the holder for a loss it incurs because the specified debtor fails to make a payment when due in accordance with the terms of a debt instrument. Financial guarantee contracts are recognised initially as a liability at fair value, adjusted for transaction costs that are directly attributable to the issuance of the guarantee. Subsequently, the liability is measured at the higher of the amount of loss allowance determined as per impairment requirements of Ind AS 109 and the amount recognised less cumulative amortisation.

Loan and Borrowings

After initial recognition, interest-bearing loans and borrowings are subsequently measured at amortised cost using the Effective Interest Rate (EIR) method. Gains and losses are recognised in profit or loss when the liabilities are derecognised as well as through the EIR amortisation process. Amortised cost is calculated by taking into account any discount or premium on acquisition and fees or costs that are an integral part of the EIR. The EIR amortisation is included as finance costs in the statement of profit and loss.

Derecognition

A financial liability is derecognised when the obligation under the liability is discharged or cancelled or expires. When an existing financial liability is replaced by another from the same lender on substantially different terms, or the terms of an existing liability are substantially modified, such an exchange or modification is treated as the derecognition of the original liability and the recognition of a new liability. The difference in the respective carrying amounts is recognised in the statement of profit or loss.

2.12.3 Offsetting financial instruments

Financial assets and liabilities are offset and the net amount is reported in the balance sheet where there is a legally enforceable right to offset the recognised amounts and there is an intention to settle on a net basis or realise the asset and settle the liability simultaneously. The legally enforceable right must not be contingent on future events and must be enforceable in the normal course of business and in the event of default, insolvency or bankruptcy of the group or the counterparty.

ACCOMPANYING NOTES TO THE FINANCIAL STATEMENT [CONTD.]

2.13 Fair Value

The Company measures certain financial instruments at fair value at each balance sheet date.

Fair value is the price that would be received to sell an asset or paid to transfer a liability in an orderly transaction between market participants at the measurement date. The fair value measurement is based on the presumption that the transaction to sell the asset or transfer the liability takes place either:

- In the principal market for the asset or liability, or
- In the absence of a principal market, in the most advantageous market for the asset or liability.

The principal or the most advantageous market must be accessible by the Company. The fair value of an asset or a liability is measured using the assumptions that market participants would use when pricing the asset or liability, assuming that market participants act in their economic best interest.

The Company uses valuation techniques that are appropriate in the circumstances and for which sufficient data are available to measure fair value, maximising the use of relevant observable inputs and minimising the use of unobservable inputs.

All assets and liabilities for which fair value is measured or disclosed in the financial statements are categorised within the fair value hierarchy, described as under, based on the lowest level input that is significant to the fair value measurement as a whole:

- Level 1 - Quoted (unadjusted) market prices in active markets for identical assets or liabilities.
- Level 2 - Valuation techniques for which the lowest level input that is significant to the fair value measurement is directly or indirectly observable.
- Level 3 - Valuation techniques for which the lowest level input that is significant to the fair value measurement is unobservable.

For assets and liabilities that are recognised in the financial statements on a recurring basis, the Company determines whether transfers have occurred between levels in the hierarchy by re-assessing categorisation (based on the lowest level input that is significant to the fair value measurement as a whole) at the end of each reporting period.

The Company's management determines the policies and procedures for both recurring fair value measurement, such as unquoted financial assets measured at fair value, and for non-recurring measurement, such as assets held for distribution in discontinued operations. The management comprises of the Managing Director and Chief Financial Officer.

External valuers are involved for valuation of significant assets, such as unquoted financial assets. Involvement of external valuers is decided upon annually by the Valuation Committee after discussion with and approval by the management. Selection criteria include market knowledge, reputation, independence and whether professional standards are maintained. Valuers are normally rotated every three years. The management decides, after discussions with the Company's external valuers, which valuation techniques and inputs to use for each case.

At each reporting date, the management analyses the movements in the values of assets and liabilities which are required to be re-measured or re-assessed as per the Company's accounting policies. For this analysis, the management verifies the major inputs applied in the latest valuation by agreeing the information in the valuation.

The management, in conjunction with the Company's external valuers, also compares the change in the fair value of each asset and liability with relevant external sources to determine whether the change is reasonable.

For the purpose of fair value disclosures, the Company has determined classes of assets and liabilities on the basis of the nature, characteristics and risks of the asset or liability and the level of the fair value hierarchy as explained above.

This note summarises accounting policy for fair value. Other fair value related disclosures are given in the relevant notes. (refer note 37)

1. Disclosures for valuation methods, significant estimates and assumptions.
2. Quantitative disclosures of fair value measurement hierarchy.
3. Investment in unquoted equity shares.
4. Financial instruments (including those carried at amortised cost).

2.14 Inventories

Raw materials, work-in-progress, finished goods, packing materials, stores, spares, components, consumables and stock-in trade are carried at the lower of cost and net realizable value. However, materials and other items held for use in production of inventories are not written down below cost if the finished goods in which they will be incorporated are expected to be sold at or above cost. The comparison of cost and net realizable value is made on an item-by item basis.

In determining the cost of raw materials, packing materials, stock-in-trade, stores, spares, components and consumables, weighted average cost method is used. Cost of inventory comprises all costs of purchase, duties, taxes (other than those subsequently recoverable from tax authorities) and all other costs incurred in bringing the inventory to their present location and condition.

Cost of finished goods and work-in-progress includes the cost of raw materials, packing materials, an appropriate share of fixed and variable production overheads, excise duty as applicable and other costs incurred in bringing the inventories to their present location and condition. Fixed production overheads are allocated on the basis of normal capacity of production facilities.

2.15 Foreign Currency Transactions

2.15.1 Functional and Presentation Currency

Items included in the financial statements are measured using the currency of the primary economic environment in which the Company operates ('the functional currency'). The financial statements are presented in Indian rupee (INR), which is the functional and presentation currency of the Company.

ACCOMPANYING NOTES TO THE FINANCIAL STATEMENT [CONTD.]

2.15.2 Transactions and balances

Foreign currency transactions are translated into the functional currency using the exchange rates at the date of the transactions. Foreign exchange gains and losses resulting from the settlement of such transactions and from the translation of monetary assets and liabilities denominated in foreign currencies at the year-end exchange rates are generally recognised in profit or loss.

All foreign exchange gains and losses are presented in the statement of profit and loss on a net basis within other income or other expenses.

Non-monetary items that are measured in terms of historical cost in a foreign currency are translated using the exchange rates at the dates of the initial transactions. Non-monetary items that are measured at fair value in a foreign currency are translated using the exchange rates at the date when the fair value was determined. Translation differences on assets and liabilities carried at fair value are reported as part of the fair value gain or loss.

2.16 Employee Benefits

Employees Benefits are provided in the books as per Ind AS -19 on "Employee Benefits" in the following manner:

2.16.1 Post-Employment Benefit Plans

Defined Contribution Plan

Defined contribution plans are employee state insurance scheme and Government administered pension fund scheme for all applicable employees and superannuation scheme for eligible employees. The Company does not carry any other obligation apart from the monthly contribution.

The Company recognizes contribution payable to a defined contribution plan as an expense in the Statement of Profit and Loss when the employees render services to the Company during the reporting period. If the contributions payable for services received from employees before the reporting date exceeds the contributions already paid, the deficit payable is recognized as a liability after deducting the contribution already paid. If the contribution already paid exceeds the contribution due for services received before the reporting date, the excess is recognized as an asset to the extent that the prepayment will lead to, for example, a reduction in future payments or a cash refund.

Defined Benefit Plans

The company provides for gratuity, a defined benefit plan covering eligible employees in accordance with the Payment of Gratuity Act, 1972, through an approved Gratuity Fund. The Gratuity Fund is separately administered through a Trust/Scheme. Contributions in respect of gratuity are made to the approved Gratuity Fund.

All expenses represented by current service cost, past service cost, if any, and net interest on the defined benefit liability / (asset) are recognized in the Statement of Profit and Loss. Remeasurements of the net defined benefit liability / (asset) comprising actuarial gains and losses and the return on the

plan assets (excluding amounts included in net interest on the net defined benefit liability/asset), are recognized in Other Comprehensive Income. Such remeasurements are not reclassified to the Statement of Profit and Loss in the subsequent periods.

The Company presents the above liability/(asset) as current and non-current in the Balance Sheet as per actuarial valuation by the independent actuary; however, the entire liability towards gratuity is considered as current as the Company will contribute this amount to the gratuity fund within the next twelve months.

2.16.2 Short Term Employee Benefits

The undiscounted amount of short term employee benefits expected to be paid in exchange for services rendered by employees is recognized during the period when the employee renders the services. Short term employee benefits includes salary and wages, bonus, incentive and ex-gratia and also includes accrued leave benefits, which are expected to be availed or en-cashed within 12 months from the end of the year.

2.17 Leases

The determination of whether an arrangement is (or contains) a lease is based on the substance of the arrangement at the inception of the lease. The arrangement is, or contains, a lease if fulfilment of the arrangement is dependent on the use of a specific asset or assets and the arrangement conveys a right to use the asset or assets, even if that right is not explicitly specified in an arrangement.

For arrangements entered into prior to 1 April 2016, the Company has determined whether the arrangement contain lease on the basis of facts and circumstances existing on the date of transition.

As a Lessee

Finance Lease

Lease of property, plant and equipment where the Company, as lessee, has substantially all the risks and rewards incidental to ownership are classified as finance leases.

At the commencement of the lease term, the Company recognises finance leases as assets in its balance sheet at amounts equal to the fair value of the leased property or, if lower, the present value of the minimum lease payments, each determined at the inception of the lease. The corresponding rental obligations, net of finance charges, are included in borrowings or other financial liabilities as appropriate. The discount rate used in calculating the present value of the minimum lease payments is the interest rate implicit in the lease, if this is practicable to determine. If not, the Company's incremental borrowing rate is used. Any indirect costs of the Company are added to the amount recognised as an asset.

Minimum lease payments is apportioned between the finance charge and the reduction of the outstanding liability. The finance cost is charged to the profit or loss over the lease period so as to produce a constant periodic rate of interest on the remaining balance of the liability for each period.

ACCOMPANYING NOTES TO THE FINANCIAL STATEMENT [CONTD.]

Operating lease

Leases in which a significant portion of the risks and rewards incidental to ownership is not transferred to the Company as lessee are classified as operating leases. Lease payments under an operating lease are recognised as an expenses on a straight-line basis over the lease term unless either:

- another systematic basis is more representative of the time pattern of the user's benefit even if the payments to the lessors are not on that basis; or
- the payments to the lessor are structured to increase in line with expected general inflation to compensate for the lessor's expected inflationary cost increases. If payments to the lessor vary because of factors other than general inflation, then this condition is not met.

As a Lessor

Finance Lease

When substantially all of the risks and rewards of ownership transfer from the Company to the lessee then it is classified as finance lease. Amounts due from lessees under finance leases are recorded as receivables at the Company's net investment in the leases. Finance lease income is allocated to accounting periods so as to reflect a constant periodic rate of return on the net investment outstanding in respect of the lease.

Operating Lease

Lease income from operating lease (excluding amount for services such as insurance and maintenance) is recognised in the statement of profit or loss on a straight-line basis over the lease term, unless either:

- another systematic basis is more representative of the time pattern of the user's benefit even if the payments to the Company are not on that basis; or
- the payments to the Company are structured to increase in line with expected general inflation to compensate for the Company's expected inflationary cost increases. If payments to the Company vary because of factors other than general inflation, then this condition is not met.

2.18 Taxation

Tax expenses is the aggregate amount included in the determination of profit or loss for the period in respect of current tax (i.e. amount of tax for the period determined in accordance with the Income Tax Law) and deferred tax (reflecting the tax effects of timing differences between accounting income and taxable income for the period). Income tax expenses are recognised in statement of profit or loss except tax expenses related to items recognised directly in reserves (including statement of other comprehensive income) which are recognised with the underlying items.

2.18.1 Current Tax

The current tax expense or credit for the period is the tax payable on the current period's taxable income based on the applicable income tax rate for each jurisdiction adjusted by changes in deferred tax assets and liabilities attributable to temporary differences and to unused tax losses.

The current income tax charge is calculated on the basis of the tax laws enacted or substantively enacted at the end of the reporting period i.e. as per the provisions of the Income Tax Act, 1961, as

amended from time to time. Management periodically evaluates positions taken in tax returns with respect to situations in which applicable tax regulation is subject to interpretation. It establishes provisions where appropriate on the basis of amounts expected to be paid to the tax authorities.

Advance taxes and provisions for current income taxes are presented in the balance sheet after off-setting advance tax paid and income tax provision arising in the same tax jurisdiction for relevant tax paying units and where the Company is able to and intends to settle the asset and liability on a net basis.

2.18.2 Deferred Taxes

Deferred tax is provided in full on temporary difference arising between the tax bases of the assets and liabilities and their carrying amounts in financial statements at the reporting date. Deferred taxes are recognised in respect of deductible temporary differences being the difference between taxable income and accounting income that originate in one period and are capable of reversal in one or more subsequent periods., the carry forward of unused tax losses and the carry forward of unused tax credits.

Deferred income tax is determined using tax rates (and laws) that have been enacted or substantially enacted by the end of the reporting period and are expected to apply when the related deferred income tax asset is realised, or the deferred income tax liability is settled.

Deferred tax assets are recognised for all deductible temporary differences and unused tax losses only if it is probable that future taxable amounts will be available to utilise those temporary differences and losses. In case of temporary differences that arise from initial recognition of assets or liabilities in a transaction (other than business combination) that affect neither the taxable profit nor the accounting profit, deferred tax assets are not recognised.

The carrying amount of deferred tax assets is reviewed at each reporting date and reduced to the extent that it is no longer probable that sufficient taxable profit will be available to allow all or part of the deferred tax asset to be utilised. Unrecognised deferred tax assets are re-assessed at each reporting date and are recognised to the extent that it has become probable that future taxable profits will allow the deferred tax asset to be recovered.

Any tax credit available including Minimum Alternative Tax (MAT) under the provision of the Income Tax Act, 1961 is recognised as deferred tax to the extent that it is probable that future taxable profit will be available against which the unused tax credits can be utilised. The said asset is created by way of credit to the statement of profit and loss and shown under the head deferred tax asset.

Deferred tax assets and liabilities are offset when there is a legally enforceable right to offset current tax assets and liabilities and when the deferred tax balances relate to the same taxation authority. Current tax assets and tax liabilities are offset where the Company has a legally enforceable right to offset and intends either to settle on a net basis, or to realise the asset and settle the liability simultaneously.

Current and deferred tax is recognised in profit or loss, except to the extent that it relates to items recognised in other comprehensive income or directly in equity. In this case, the tax is also recognised

ACCOMPANYING NOTES TO THE FINANCIAL STATEMENT [CONTD.]

in other comprehensive income or directly in equity, respectively.

2.19 Earnings Per Share

Basic earnings per share

Basic earnings per share is calculated by dividing the profit attributable to owners of the Company by the weighted average number of equity shares outstanding during the period. Earnings considered in ascertaining the company's earnings per share is the net profit for the period after deducting preference dividends, if any, and any attributable distribution tax thereto for the period.

Diluted earnings per share

Diluted earnings per share adjusts the figures used in the determination of basic earnings per share to take into account the after income tax effect of interest and other financing costs associated with dilutive potential equity shares and the weighted average number of additional equity shares that would have been outstanding assuming the conversion of all dilutive potential equity shares.

2.20 Provisions, Contingent Liabilities and Contingent Assets

Provisions are recognised when the Company has a present obligation (legal or constructive) as a result of a past event, it is probable that an outflow of resources embodying economic benefits will be required to settle the obligation and a reliable estimate can be made of the amount of the obligation. Provision for contractual obligation is disclosed based on management's assessment of the probable outcome with reference to the available information supplemented by experience of similar transactions. When the Company expects some or all of a provision to be reimbursed, the reimbursement is recognised as a separate asset, but only when the reimbursement is virtually certain. The expense relating to a provision is presented in the statement of profit and loss net of any reimbursement.

Provision in respect of loss contingencies relating to claims, litigation, assessment, fines, penalties etc. are recognised when it is probable that a liability has been incurred and the amount can be estimated reliably.

Provisions are not recognised for future operating losses.

Where there are a number of similar obligations, the likelihood that an outflow will be required in settlement is determined by considering the class of obligations as a whole. A provision is recognised even if the likelihood of an outflow with respect to any one item included in the same class of obligations may be small.

Provisions are measured at management's best estimate of the expenditure required to settle the present obligation at the end of the reporting period and are not discounted to present value. The estimates of outcome and financial effect are determined by the judgment of the management, supplemented by experience of similar transactions and, in some cases, reports from independent experts.

The measurement of provision for restructuring includes only direct expenditures arising from the restructuring, which are both necessarily entailed by the restructuring and not associated with the ongoing activities of the Company.

Contingent liability is disclosed in the case of:

1. A present obligation arising from the past events, when it is not probable that an outflow of resources will be required to settle the obligation;
2. A present obligation arising from the past events, when no reliable estimate is possible;
3. A possible obligation arising from the past events, unless the probability of outflow of resources is remote.

Contingent liabilities are not provided for and if material, are disclosed by way of notes to financial statements.

A contingent asset is a possible asset that arises from past events and whose existence will be confirmed only by the occurrence or non-occurrence of one or more uncertain future events not wholly within the control of the entity.

Contingent assets are not recognised in financial statements since this may result in the recognition of income that may never be realised. However, Contingent assets are assessed continually and if it is virtually certain that an inflow of economic benefits will arise, the asset and related income are recognised in the period in which the change occurs.

A contingent asset is disclosed by way of notes to financial statements, where an inflow of economic benefits is probable.

Provisions, contingent liabilities and contingent assets are reviewed at each balance sheet date.

2.21 Segment Reporting

The Company primarily operates in the segment of Micronized Minerals. The Managing Director of the Company allocate resources and assess the performance of the Company, thus they are the Chief Operating Decision Maker (CODM). The CODM monitors the operating results of the business as a one, hence no separate segment need to be disclosed.

2.22 Cash Equivalents

Cash and cash equivalents comprise cash and deposits with banks and corporations. The Company considers all highly liquid investments with original maturities of three months or less and that are readily convertible to known amounts of cash to be cash equivalents.

For the purpose of presentation in the statement of cash flows, cash and cash equivalents includes cash on hand, deposits held at call with financial institutions and other short term, highly liquid investments with original maturities of three months or less that are readily convertible to known amounts of cash and which are subject to an insignificant risk of changes in value.

ACCOMPANYING NOTES TO THE FINANCIAL STATEMENT [CONTD.]

2.23 Statement of Cash Flows

Cash flows are reported using the indirect method, whereby profit before tax is adjusted for the effects of transactions of a non-cash nature, any deferrals or accruals of past or future operating cash receipts or payments and item of income or expenses associated with investing or financing cash flows. The cash flows from operating, investing and financing activities of the Company are segregated.

2.24 Dividend to Equity Shareholders of the Company

The Company recognises a liability for dividends to equity holders of the Company when the dividend is authorised and the dividend is no longer at the discretion of the Company. Final dividends on shares are recorded as a liability on the date of approval by the Shareholders and interim dividends are recorded as a liability on the date of declaration by the Company's Board of Directors.

NOTES TO STANDALONE FINANCIAL STATEMENTS FOR THE YEAR ENDED 31ST MARCH 2018

Note 3.1 - Property, Plant and Equipment (PPE) as at 31st March 2018

(Amount in ₹)

Particulars	Gross Block			Depreciation and Amortization			Net Block	
	As at 1st April 2017	Addition during the year	Disposal/ Adjustment	As at 31st March 2018	As at 1st April 2017	For the year	As at 31st March 2018	As at 31st March 2017
Freehold land	2,375,000	-	-	2,375,000	-	-	2,375,000	2,375,000
Leasehold land	84,905,100	-	-	84,905,100	1,086,077	1,086,077	82,732,946	83,819,023
Office Building	8,947,396	-	-	8,947,396	865,439	151,493	7,930,464	8,081,957
Factory Building	21,111,811	1,119,554	-	22,231,365	3,603,779	675,624	17,951,962	17,508,032
Plant & Machinery	105,759,386	1,561,236	-	107,320,622	19,141,052	5,341,738	82,837,832	86,618,334
Furniture and fixtures	8,402,242	-	-	8,402,242	3,909,380	883,614	3,609,248	4,492,862
Office equipments	1,592,598	37,890	-	1,630,488	1,467,584	41,682	121,222	125,014
Computer Equipments	1,172,583	29,989	-	1,202,572	1,095,939	21,647	84,986	76,644
Vehicles	3,721,830	7,979,287	-	11,701,117	2,077,418	1,067,448	8,556,251	1,644,412
Total PPE	237,987,946	10,727,956	-	248,715,902	33,246,668	9,269,323	206,199,911	204,741,278

Particulars	Gross Block			Depreciation and Amortization			Net Block	
	As at 1st April 2016	Addition during the year	Disposal/ Adjustment	As at 31st March 2017	As at 1st April 2016	For the year	As at 31st March 2017	As at 1st April 2016
Freehold land	2,375,000	-	-	2,375,000	-	-	2,375,000	2,375,000
Leasehold land	84,905,100	-	-	84,905,100	-	1,086,077	83,819,023	84,905,100
Office Building	7,920,844	1,026,552	-	8,947,396	718,889	146,550	8,081,957	7,201,955
Factory Building	19,502,138	1,609,673	-	21,111,811	2,980,097	623,682	17,508,032	16,522,041
Plant & Machinery	87,135,881	19,148,852	(525,347)	105,759,386	14,073,294	5,189,591	86,618,334	73,062,587
Furniture and fixtures	8,402,242	-	-	8,402,242	3,025,676	883,704	4,492,862	5,376,566
Office equipments	1,592,598	-	-	1,592,598	1,262,194	205,390	125,014	330,404
Computer Equipments	1,172,583	-	-	1,172,583	1,041,168	54,771	76,644	131,415
Vehicles	3,053,420	668,410	-	3,721,830	1,637,621	439,797	1,644,412	1,415,799
Total PPE	216,059,806	22,453,487	(525,347)	237,987,946	24,738,939	8,629,562	204,741,278	191,320,867

Note 3.1.1 - Impairment of Assets: There is no impairment of any assets in terms of Ind AS - 36 on "Impairment of Assets". Based on the review, the management is of the opinion that there are no impairment indicators that necessitate any adjustments to the carrying value of PPE.

Note 3.1.2 - Security Pledge of Assets: Refer to Note 16 on borrowings for details in terms of pledge of assets as security.

Note 3.1.3 - Refer to note 36 for disclosure of contractual commitments for the acquisition of property, plant and equipment.

Note 3.1.4 - There is no restriction on the title of property, plant and equipments.

Note 3.2 - Capital Work in Progress

(Amount in ₹)

Capital work in progress	As at 31st March 2018	As at 31st March 2017	As at 1st April 2016
Capital Work-in-Progress	795,044	-	18,101,864
Total	795,044	-	18,101,864

Note : Security pledge of assets : refer to note 16 on borrowing for details of security pledge of assets.

NOTES TO STANDALONE FINANCIAL STATEMENTS
FOR THE YEAR ENDED 31ST MARCH 2018 [CONTD.]

Note 4.1 - Intangible assets as at 31st March 2018

	Gross Block			Amortization			Net Block		(Amount in ₹)
Particulars	As at 1st April 2017	Addition during the year	Disposal/ Adjustment	As at 31st March 2018	As at 1st April 2017	For the year	Disposal/ Adjustment	As at 31st March 2018	As at 31st March 2017
Product Development	15,872,264	-	-	15,872,264	5,924,363	2,787,266	-	8,711,629	9,947,901
Mining Development	1,695,154	-	-	1,695,154	1,272,527	338,100	-	1,610,627	422,627
Total Intangible Assets	17,567,418	-	-	17,567,418	7,196,890	3,125,366	-	10,322,256	10,370,528

Intangible assets as at 31st March 2017

Particulars	Gross Block			Amortization			Net Block		
	As at 1st April 2016	Addition during the year	Disposal/ Adjustment	As at 31st March 2017	As at 1st April 2016	For the year	Disposal/ Adjustment	As at 31st March 2017	As at 31st March 2016
Product Development	17,970,398	-	2,098,134	15,872,264	4,646,185	3,376,308	2,098,130	9,947,901	13,324,213
Mine Development	1,695,154	-	-	1,695,154	933,496	339,031	-	1,272,527	422,627
Total Intangible Assets	19,665,552	-	2,098,134	17,567,418	5,579,681	3,715,339	2,098,130	10,370,528	14,085,871

Note 4.1.1 - Product Development is in respect of expenditure incurred for in house development of product and recognised as intangible asset. The useful life of the product development is taken 5 years.

Note 4.1.2 - Impairment of Assets : There is no impairment of any assets in terms of Ind AS - 36 on "Impairment of Assets". Based on the review, the management is of the opinion that there are no impairment indicators that necessitate any adjustments to the carrying value of intangible assets.

Note 4.1.3 - There is no restriction on the title of intangible assets.

Note 4.2 - Intangible assets under development

Intangible assets under development	As at 31st March 2018	As at 31st March 2017	As at 1st April 2016
Mining lease rights	524,040	524,040	524,040
Total	524,040	524,040	524,040

Note 4.2.1 - Payment made in respect of acquiring Mining Lease Rights are included under Intangible Assets under Development.

**NOTES TO STANDALONE FINANCIAL STATEMENTS
FOR THE YEAR ENDED 31ST MARCH 2018 [CONTD.]**

Note 5 - Non- current financial assets : Investments

(Amount in ₹)

Particulars	As at 31st March, 2018	As at 31st March, 2017	As at 1st April, 2016
Investments in Government Securities (unquoted)			
National Savings Certificate Maturity Date 19/06/2015	23,000	23,000	23,000
Total	23,000	23,000	23,000

(a) Aggregate amount of quoted investments and market value thereof;	Nil	Nil	Nil
(b) Aggregate amount of unquoted investments; and	23,000	23,000	23,000
(c) Aggregate amount of impairment in value of investments.	Nil	Nil	Nil

Note 6 - Other Financial Assets - non- current

(Amount in ₹)

Particulars	As at 31st March, 2018	As at 31st March, 2017	As at 1st April, 2016
Bank Deposits with more than 12 months maturity			
Deposits (Liquid Asset on Public Deposits) statutorily required as Companies Act 2013	2,300,000	-	-
Total	2,300,000	-	-

Note 7 - Other non- current assets

(Amount in ₹)

Particulars	As at 31st March, 2018	As at 31st March, 2017	As at 1st April, 2016
Capital advances [Unsecured, considered good]	6,911,400	-	967,620
Balance with Gratuity Fund	66,809	-	113,455
Total	6,978,209	-	1,081,075

Note 8 - Inventories*

(Amount in ₹)

Particulars	As at 31st March, 2018	As at 31st March, 2017	As at 1st April, 2016
Finished Goods	23,044,323	17,368,033	10,831,320
Raw Materials	53,305,654	57,067,124	42,437,096
Stores and Spares	11,965,691	8,422,356	4,344,509
Stock in trade	2,623,516	1,432,761	3,036,795
Total	90,939,184	84,290,274	60,649,720

* For Valuation- Refer note 2.14

**Refer to Note 18 on borrowings for details in terms of pledge of assets as security.

Note 9 - Current financial assets : Trade receivables

(Amount in ₹)

Particulars	As at 31st March, 2018	As at 31st March, 2017	As at 1st April, 2016
Unsecured, Considered Good	71,164,454	75,463,750	40,664,007
Unsecured, Considered Doubtful	2,791,048	3,726,196	1,972,933
Less: Allowance for bad and doubtful	(2,791,048)	(3,726,196)	(1,972,933)
Total	71,164,454	75,463,750	40,664,007

*Refer to Note 18.1 on borrowings for details in terms of pledge of assets as security.

NOTES TO STANDALONE FINANCIAL STATEMENTS FOR THE YEAR ENDED 31ST MARCH 2018 [CONTD.]

Note 10 - Current financial assets : Cash and cash equivalents

(Amount in ₹)

Particulars	As at 31st March, 2018	As at 31st March, 2017	As at 1st April, 2016
(a) Balance with banks			
Balance in Current accounts	1,088,453	114,892	285,354
(b) Cash on hand	-	8,670	8,670
Total	1,088,453	123,562	294,024

Note 11 - Current financial assets : Other bank balances

(Amount in ₹)

Particulars	As at 31st March, 2018	As at 31st March, 2017	As at 1st April, 2016
Margin Money deposits under lien against Bank Guarantee	30,000	30,000	50,000
Deposits (Liquid Asset on Public Deposits) statutorily required as Companies Act 2013	795,180	3,117,924	2,262,311
Total	825,180	3,147,924	2,312,311

Note 12 - Current financial assets : Loans (including security deposits)

(Amount in ₹)

Particulars	As at 31st March, 2018	As at 31st March, 2017	As at 1st April, 2016
Inter Corporate Deposits (Note 12.1)	12,590,829	13,381,877	12,809,709
Loans to employees	105,000	71,238	53,406
Security and other deposits [Unsecured, considered good]	2,855,333	115,000	170,000
Total	15,551,162	13,568,115	13,033,115

Note 12.1

The Inter corporate deposit is unsecured in nature and carrying 14% rate of interest. The same ICD is repayable on demand.

Note 13 - Current assets : Others

(Amount in ₹)

Particulars	As at 31st March, 2018	As at 31st March, 2017	As at 1st April, 2016
Advances for expenses[Unsecured, considered good]			
To Others	1,867,697	1,858,128	3,803,692
Prepaid Expenses	233,124	271,411	221,465
Balance with government authority	515,676	2,161,838	2,482,074
Provident Fund Paid Under Protest	-	-	298,340
Sales Tax Paid Under Protest	565,000	565,000	565,000
20 Microns Nano Group Gratuity Fund	20,000	20,000	20,000
Advance Payment of Income Tax (Net of Provisions) (Refer Note 23)	3,136,136	2,715,003	2,533,606
Total	6,337,633	7,591,380	9,924,177

NOTES TO STANDALONE FINANCIAL STATEMENTS FOR THE YEAR ENDED 31ST MARCH 2018 [CONTD.]

Note 14 - Share capital

Note 14.1 - Authorised, issued, subscribed, fully paid up share capital

(Amount in ₹)

Particulars	As at 31st March 2018		As at 31st March 2017		As at 1st April 2016	
	No. of shares	Amount	No. of shares	Amount	No. of shares	Amount
Authorised						
Equity Shares of Rs.10 each	20,000,000	200,000,000	10,000,000	100,000,000	10,000,000	100,000,000
Issued, Subscribed and Paid up						
Equity Shares of Rs.10 each fully	8,970,020	89,700,200	8,970,020	89,700,200	6,470,020	64,700,200
Total	8,970,020	89,700,200	8,970,020	89,700,200	6,470,020	64,700,200

Note 14.2 - Reconciliation of shares outstanding at the beginning and at the end of the reporting period (Amount in ₹)

Particulars	As at 31st March 2018		As at 31st March 2017		As at 1st April 2016	
	Equity Shares of Rs. 10 each fully paid		Equity Shares of Rs. 10 each fully paid		Equity Shares of Rs. 10 each fully paid	
	No. of Shares	Amount	No. of Shares	Amount	No. of Shares	Amount
Shares outstanding at the beginning of the period	8,970,020	89,700,200	6,470,020	64,700,200	6,050,020	60,500,200
Add: Shares issued during the period	-	-	2,500,000	25,000,000	420,000	4,200,000
Add: Shares bought back during the Period	-	-	-	-	-	-
Less: Shares cancelled during the Period	-	-	-	-	-	-
Shares outstanding at the end of the period	8,970,020	89,700,200	8,970,020	89,700,200	6,470,020	64,700,200

Note 14.3 - Terms/ rights attached to equity shares

Every holder of an equity share as reflected in the records of the Company on the date of the shareholders meeting shall have one vote in respect of each share held for all matter submitted to vote in a shareholders meeting of the company. Any dividend declared by the company shall be paid to each holder of Equity shares in proportion to the number of shares held to total equity shares outstanding as on that date. In the event of liquidation of the Company all preferential amounts if any shall be discharged by the Company. The remaining assets of the Company shall be distributed to the holders of equity shares in proportion of the number of shares held to the total equity shares outstanding as on that date.

Note 14.4 - Shareholders holding more than 5 % of total share capital

(Amount in ₹)

Name of Shareholder	As at 31st March 2018		As at 31st March 2017		As at 1st April 2016	
	No. of Shares held	% of Holding	No. of Shares held	% of Holding	No. of Shares held	% of Holding
Equity Shares of Rs. 10 each fully paid						
20 Microns Limited (Holding Co.)	8,720,000	97.21%	8,500,000	94.76%	6,000,000	92.74%
Total	8,720,000	97.21%	8,500,000	94.76%	6,000,000	92.74%

Note 14.5

The Company has not bought back any equity shares, has not allotted any shares as fully paid up pursuant to contracts without payment being received in cash and has not allotted bonus shares, for the period of five years immediately preceding 31st March, 2018.

Note 14.6 - Proposed Dividend

The board of Directors, in its meeting on April 21, 2018, have proposed a final dividend of Rs. 0.80 per equity share for the financial year ended on 31st March, 2018. The proposal is subject to the approval of shareholders at the annual general meeting and if approved would result in a cash outflow of approximately Rs.7,176,016 including corporate dividend tax of ₹ 1,475,051

NOTES TO STANDALONE FINANCIAL STATEMENTS FOR THE YEAR ENDED 31ST MARCH 2018 [CONTD.]

Note 15 - OTHER EQUITY

(Amount in ₹)

Particulars	As at 31st March, 2018	As at 31st March, 2017
Reserves & Surplus		
a. Securities Premium Account		
Opening Balance	37,100,000	2,100,000
Add: received during the Period		35,000,000
Less: Share issue expenditure	2,120,302	-
Closing Balance	34,979,698	37,100,000
b. Surplus in Profit and Loss account		
Opening balance	112,961,582	97,121,011
Add: Profit during the Period	33,313,601	15,867,070
Add: Remeasurements of post-employment benefit obligation, net of tax	(16,041)	(26,499)
Total	146,259,142	112,961,582
Less : Appropriations		
Dividend Declared	8,970,020	-
Corporate Tax on Dividend	1,826,085	-
Closing Balance	135,463,037	112,961,582
Total other equity	170,442,735	150,061,582

Note 16 - Non- current financial liabilities : Borrowings

(Amount in ₹)

Particulars	As at 31st March 2018		As at 31st March 2017		As at 1st April 2016	
	Non-Current	Current*	Non-Current	Current*	Non-Current	Current*
Secured						
Term Loan from Banks	2,872,912	2,926,596	5,799,507	2,926,596	11,345,933	9,623,357
Vehicle Loans	4,798,319	1,297,093	-	-	-	-
Total secured borrowing [A]	7,671,231	4,223,689	5,799,507	2,926,596	11,345,933	9,623,357
Unsecured						
Deposits - From Public & Members	10,287,897	927,161	3,703,803	3,353,449	2,979,702	1,716,479
Vehicle Loans	309,381	104,939	926,180	1,966,784	-	-
Total unsecured borrowing [B]	10,597,278	1,032,100	4,629,983	5,320,233	2,979,702	1,716,479
TOTAL [A+B]	18,268,509	5,255,789	10,429,490	8,246,829	14,325,635	11,339,836

*Amount disclosed under the head "Current financial liabilities : Others" (Note 20)

The Company does not have any continuing defaults in repayment of loans and interest as at the reporting date.

16.1 Term Loans from Bank

16.1.1 Term Loan is secured by charge on the whole of plant & machinery of the borrower including of plant & machinery, tools & accessories, furnitures, fittings, air-conditioners, vehicles & other movables both presents & future. The term loan is secured way of charge on all present and future fixed assets, lease hold plots Plot number 9, 10, 11 and 336 of Waghodia of the Company.

16.1.2 Term Loan is further secured by way of charge on all present and future current assets of the Company and Corporate Guarantee of 20 Microns Ltd.

16.1.3 Rate of interest is in the range of 12% to 14%.

16.1.4 - Maturity Profile of Term Loans are as set out below:

(Amount in ₹)

Particulars	Maturity Profile		
	1 year	2-5 years	Total
Term Loans from Bank	4,223,689	7,671,231	11,894,920

**NOTES TO STANDALONE FINANCIAL STATEMENTS
FOR THE YEAR ENDED 31ST MARCH 2018 [CONTD.]**

16.2 Unsecured Deposits Effective Interest Rate - 10% to 14 %

Year	(Amount In Rs.)
2018-19	9,27,161
2019-20 and 2020-21	1,02,87,897

16.3 Term loans of Rs. 60,95,412/- (31/03/2017: Nil, 01/04/2016 : Nil) obtained for acquisition of assets (vehicles) are secured only by the hypothecation of the respective assets financed.

Note 17 - Deferred tax Liabilities

(a) Deferred tax balances and movement for FY 2017-18

(Amount in ₹)

Particulars	Net balance April 1, 2017	Recognised in profit or loss	Recognised in OCI	Other	As at 31st March 2018
Deferred tax Liabilities					
Property, plant and equipment and Intangible Assets	32,578,161	(1,521,702)	-	-	31,056,459
Loans and borrowings	154,644	(16,121)	-	-	138,523
Employee benefits	-	24,769	(6,183)	-	18,586
Total	32,732,805	(1,513,054)	(6,183)	-	31,213,568
Deferred tax asset					
Employee benefits	25,288	(16,942)	-	-	8,346
Tax credit	2,383,051	-	-	-	2,383,051
Provisions	1,151,395	(374,925)	-	-	776,470
Share issue expense	-	-	-	606,985	606,985
Total	3,559,734	(391,867)	-	606,985	3,774,852
Net deferred tax Liabilities	29,173,071	(1,121,187)	(6,183)	(606,985)	27,438,716

(a) Deferred tax balances and movement for FY 2016-17

(Amount in ₹)

Particulars	Net balance April 1, 2016	Recognised in profit or loss	Recognised in OCI	Other	As at 31st March 2017
Deferred tax Liabilities					
Property, plant and equipment and Intangible Assets	33,220,112	(641,951)	-	-	32,578,161
Borrowings	180,577	(25,933)	-	-	154,644
Employee benefits	35,057	(35,057)	-	-	-
Total	33,435,746	(702,941)	-	-	32,732,805
Deferred tax asset					
Employee benefits	11,077	3,998	10,213	-	25,288
Tax credit	6,548,453	(3,347,068)	-	(818,334)	2,383,051
Provisions	609,636	541,758	-	-	1,151,395
Total	7,169,166	(2,801,312)	10,213	(818,334)	3,559,734
Net deferred tax Liabilities	26,266,580	2,098,371	(10,213)	818,334	29,173,071

The company offsets tax assets and liabilities if and only if it has a legally enforceable right to set off current tax assets and current tax liabilities and the deferred tax assets and deferred tax liabilities relate to income taxes levied by the same tax authority.

Significant management judgment is required in determining provision for income tax, deferred income tax assets and liabilities and recoverability of deferred income tax assets. The recoverability of deferred income tax assets is based on estimates of taxable income by each jurisdiction in which the relevant entity operates and the period over which deferred income tax assets will be recovered.

NOTES TO STANDALONE FINANCIAL STATEMENTS FOR THE YEAR ENDED 31ST MARCH 2018 [CONTD.]

Note 18 - Current financial liabilities : Borrowings

(Amount in ₹)

Particulars	As at 31st March, 2018	As at 31st March, 2017	As at 1st April, 2016
Secured (Repayment on demand)			
Loan from Banks (Cash credit / Bank Overdraft):	15,062,856	34,559,516	41,668,723
Unsecured			
Deposits			
From Public and Members	12,590,112	15,246,146	14,094,153
From Related Parties	-	-	-
Total	27,652,968	49,805,662	55,762,876

Details of Securities

Note 18.1 - Secured (Repayable on demand and Rate of interest is 12.65% to 12.75%)

a. Working capital facility is secured by charge on the whole of plant & machinery of the borrower including of plant & machinery, tools & accessories, furnitures, fittings, air-conditioners, vehicles & other movables both presents & future. The working capital is secured way of charge on all present and future fixed assets, lease hold plots Plot number 9, 10, 11 and 336 of Waghodia of the Company.

b. Working capital facility is further secured by way of charge on all present and future current assets of the Company and Corporate Guarantee of 20 Microns Ltd."

Note 18.2

The Company does not have any continuing defaults in repayment of loans and interest as at the reporting date.

Note 19 - Current financial liabilities : Trade payables

(Amount in ₹)

Particulars	As at 31st March, 2018	As at 31st March, 2017	As at 1st April, 2016
Total outstanding dues of micro enterprises and small enterprises -			
Trade payables others (Refer Note 19.1)	-	249,543	894,888
Total outstanding dues of creditors other than micro enterprises and small enterprises:-			
Trade payables - Related Parties	16,972,126	-	39,465,632
Trade payables - Others	45,638,812	50,659,563	30,742,491
Total	62,610,938	50,909,106	71,103,011

Note 19.1

The details of amount outstanding to Micro, Small and Medium Enterprises under the Micro, Small and Medium Enterprises Development Act, 2006 (MSMED Act), based on the available information with the Company are as under:

(Amount in ₹)

Particulars	As at 31st March, 2018	As at 31st March, 2017	As at 1st April, 2016
Principal Amount due and remaining unpaid	-	249,543	894,888
Interest due on (1) above and unpaid interest	-	-	-
Interest paid on all delayed payments under MSMED Act,2006	-	-	43,607
Payment made beyond the appointed day during the year	-	-	-
Interest due and payable for the period of delay other than (3) above	-	-	-
Interest accrued and remaining unpaid	-	-	-
Amount of further interest remaining due and payable in succeeding years	-	-	-

**NOTES TO STANDALONE FINANCIAL STATEMENTS
FOR THE YEAR ENDED 31ST MARCH 2018 [CONTD.]**

Note 20 - Current financial liabilities : Others

(Amount in ₹)

Particulars	As at 31st March, 2018	As at 31st March, 2017	As at 1st April, 2016
Current maturities of long term borrowings - (Please refer Note 16):-			
Term Loan			
-From Banks (Secured)	2,926,596	2,926,596	9,623,357
-Vehicle Loans (Secured)	1,297,093	-	-
-Deposits(Unsecured)			
From Public and Members	476,027	3,053,449	1,416,479
-Vehicle Loans (Unsecured)	104,939	1,966,784	-
	4,804,655	7,946,829	11,039,836
Payable for Capital Goods and Services	34,800	2,841,536	1,245,617
Unclaimed Matured public deposits and Interest	451,134	300,000	300,000
Employee Benefits Payable	712,865	639,849	531,860
Other current financial liabilities	3,946,815	2,343,613	2,412,547
Total	9,950,269	14,071,827	15,529,860

Note 21 - Current liabilities : Others

(Amount in ₹)

Particulars	As at 31st March, 2018	As at 31st March, 2017	As at 1st April, 2016
Advance from customer	173,839	295,738	114,955
Statutory Dues Payable	1,576,555	256,748	1,892,379
Other Current Liabilities	-	-	-
Total	1,750,394	552,486	2,007,334

Note 22 - Current provisions

(Amount in ₹)

Particulars	As at 31st March, 2018	As at 31st March, 2017	As at 1st April, 2016
(a) Provision for employee benefits (Refer note 39)			
Provision for gratuity	-	66,838	-
Provision for leave encashment	30,000	15,000	35,848
(b) Excise Duty Provision on Finished Goods	-	3,743,010	1,954,196
Total	30,000	3,824,848	1,990,044

Note 23 - Details of Income tax assets and income tax liabilities

(Amount in ₹)

Particulars	As at 31st March, 2018	As at 31st March, 2017	As at 1st April, 2016
(a) Income tax assets (Note No. 13)	3,136,137	2,715,003	2,533,606
(b) Current income tax liabilities	2,126,703	1,315,579	1,107,520
Net Asset (a-b)	1,009,434	1,399,424	1,426,086

Movement in current income tax asset/(liability)

(Amount in ₹)

Particulars	For the year ended 31st March 2018	For the year ended 31st March 2017
Net current income tax asset/(liability) at the beginning	1,399,424	1,426,086
Income tax paid for the year	9,370,448	4,068,711
Provision for Income tax for the year (Refer Note 33)	(11,497,151)	(5,384,290)
Prior year tax /refund adjusted with tax / other items	1,736,713	1,288,917
Net current income tax asset/(liability) at the end	1,009,434	1,399,424

NOTES TO STANDALONE FINANCIAL STATEMENTS FOR THE YEAR ENDED 31ST MARCH 2018 [CONTD.]

Note 24 - Revenue from Operations

(Amount in ₹)

Particulars	For the year ended 31st March, 2018	For the year ended 31st March, 2017
Revenue from Operations		
Sale of products (Including Excise Duty)*	380,959,386	349,987,898
Other operating revenues	365,813	363,637
Total	381,325,199	350,351,535

*Sale of products includes excise duty collected from customers of Rs. 88,54,324/- (Previous Year- Rs. 2,63,39,978/-)

Note 24.1 - Details of other operating revenues of the company are as under:

(Amount in ₹)

Particulars	For the year ended 31st March, 2018	For the year ended 31st March, 2017
Export Incentives	69,713	363,637
Job Work Charges	296,100	-
Total	365,813	363,637

Note 25 - Other Income

(Amount in ₹)

Particulars	For the year ended 31st March, 2018	For the year ended 31st March, 2017
Interest Income	2,002,618	2,050,694
Rent	960,000	2,929,500
Net Gain on Disposal of Tangible Asset	-	40,975
Provisions no longer required written back	511,177	77,546
Liability no longer required written back	91,172	479,818
Other Non-Operating Income	44,230	3,000
Total	3,609,198	5,581,533

*Includes interest income on deposits, staff advances, employee loans and delayed payments from customers.

Note 26 - Cost of materials consumed

(Amount in ₹)

Particulars	For the year ended 31st March, 2018	For the year ended 31st March, 2017
(a) Raw Material and Packing Material		
Opening Stock of Material	55,407,973	40,474,279
Add : Purchases	184,685,168	168,207,135
	240,093,141	208,681,414
Less: Closing Stock of Materials	53,221,612	55,407,973
Sub - Total (a)	186,871,529	153,273,441
(b) Mining Material		
Opening Stock of Material	1,659,151	1,962,819
Add : Purchases	11,425,650	19,211,457
	13,084,801	21,174,276
Less: Closing Stock of Materials	84,042	1,659,151
Sub - Total (b)	13,000,759	19,515,125
Total (a+b)	199,872,288	172,788,566
Details of Consumption of Material		
Minerals	121,647,330	88,317,172
Packing Material and others	8,661,663	7,387,414
Additives	56,562,536	57,568,855
Mining Materials	13,000,759	19,515,125
Total	199,872,288	172,788,566

**NOTES TO STANDALONE FINANCIAL STATEMENTS
FOR THE YEAR ENDED 31ST MARCH 2018 [CONTD.]**

Note 27 - Purchases of Stock in trade

(Amount in ₹)

Particulars	For the year ended 31st March, 2018	For the year ended 31st March, 2017
Purchase of Minerals	9,938,226	9,457,153
Total	9,938,226	9,457,153

Note 28 - Changes in inventories of Finished Goods and Stock in Trade

(Amount in ₹)

Particulars	For the year ended 31st March, 2018	For the year ended 31st March, 2017
Changes in inventories of finished goods and stock in trade		
Inventory at the beginning of the year		
Finished Goods	17,368,033	10,831,320
Stock in Trade	1,432,761	3,036,795
sub total (a)	18,800,794	13,868,115
Less: Inventory at the end of the year		
Finished Goods	23,044,323	17,368,033
Stock in Trade	2,623,516	1,432,761
sub total (b)	25,667,839	18,800,794
Total	(6,867,045)	(4,932,679)

Note 29 - Employee benefit expense

(Amount in ₹)

Particulars	For the year ended 31st March, 2018	For the year ended 31st March, 2017
Salary, Wages Bonus & Allowances	28,942,981	21,752,330
Incentive To Employees	1,205,070	1,395,793
Contribution to Provident and Other Funds	1,123,747	908,514
Managerial Remuneration	683,295	-
Staff Welfare Expenses	1,144,225	1,341,927
Total	33,099,318	25,398,564

Note 30 - Finance Costs

(Amount in ₹)

Particulars	For the year ended 31st March, 2018	For the year ended 31st March, 2017
Interest on Term Loans	1,737,888	2,140,606
Interest on Working Capital Loans	3,219,763	5,146,090
Other Interests	3,050,537	2,946,908
Other Borrowing Costs	438,339	340,153
Total	8,446,527	10,573,757

Note 31 - Depreciation and amortisation expense

(Amount in ₹)

Particulars	For the year ended 31st March, 2018	For the year ended 31st March, 2017
Depreciation of property, plant and equipment (refer note 3.1)	9,269,323	8,629,562
Amortisation of intangible assets (refer note 5.1)	3,125,366	3,715,339
Total	12,394,689	12,344,901

**NOTES TO STANDALONE FINANCIAL STATEMENTS
FOR THE YEAR ENDED 31ST MARCH 2018 [CONTD.]**
Note 32 - Other Expenses

(Amount in ₹)

Particulars	For the year ended 31st March, 2018	For the year ended 31st March, 2017
Note 32.1		
Manufacturing Expenses		
Consumption of Stores and Spare Parts	2,006,370	1,343,782
Power and Fuel	24,076,980	22,131,802
Rent	5,600,000	12,600,000
Repairs :		
Buildings	10,730	11,989
Plant and Machinery	2,941,496	2,558,565
Excise Duty on Sale of goods	8,854,324	26,339,978
Other Manufacturing & Factory Expenses	3,847,159	4,625,429
Sub Total (32.1)	47,337,059	69,611,545
Note 32.2		
Administrative & Other Expenses		
Rent	40,463	80,760
Rates & Taxes	616,862	2,774,997
Insurance	446,236	495,204
Post, Telephone & Courier	316,591	371,821
Printing and Stationary expenses	274,702	235,666
Legal, Licenses and Renewal expenses	145,940	37,486
Software and Computer Maintenance	445,454	44,618
Travelling & Conveyance	488,462	1,101,272
Vehicle Running & Maintenance	574,222	396,261
Professional Fees	1,525,549	1,232,767
Auditors Remuneration	145,000	100,000
Directors Sitting Fees	510,000	234,200
Loss on Disposal of Tangible Assets (Net)	-	4
Donation	100,000	-
Remission of Debit balance	-	5,912
Miscellaneous Expenses	1,493,991	926,681
Loss on Foreign Currency Transactions	19,379	148,715
Royalty Paid	7,323,265	6,578,743
Sub Total (32.2)	14,466,116	14,765,107
Note 32.3		
Marketing, Selling & Distribution		
Selling Expenses		
Travelling Expenses	1,851,228	2,363,966
Sales Commission	862,820	783,226
Bad Debts written off	449,361	-
Provision for Doubtful Debts	(487,118)	1,753,263
Rent	228,891	431,705
Other Selling Expenses	2,324,873	1,081,319

**NOTES TO STANDALONE FINANCIAL STATEMENTS
FOR THE YEAR ENDED 31ST MARCH 2018 [CONTD.]**

(Amount in ₹)

Particulars	For the year ended 31st March, 2018	For the year ended 31st March, 2017
Distribution Expenses		
Freight and Logistic Expenses (Domestic)	14,933,730	12,461,846
Freight and Logistic Expenses (Export)	1,019,567	725,359
Export Expenses	1,109,614	1,066,150
Service Tax	288,729	1,018,586
Sub Total (32.3)	22,581,695	21,685,420
Note 32.4		
Research & Development Expense	108,269	72,669
Total	84,493,139	106,134,741

Note 32.5 - Payment to Auditors

(Amount in ₹)

Particulars	For the year ended 31st March, 2018	For the year ended 31st March, 2017
Audit Fees	145,000	100,000
Other services (included in Share Issue Expense)	261,500	-
Total	406,500	100,000

Note 33 - Tax expense

(a) Amounts recognised in profit and loss

(Amount in ₹)

Particulars	For the year ended 31st March, 2018	For the year ended 31st March, 2017
Current Tax		
(a) Current income tax	11,497,151	6,202,624
(b) Short/(Excess) provision of income tax in respect of previous years	(132,310)	-
Sub Total (a)	11,364,841	6,202,624
Deferred tax		
(a) Deferred tax expense / (Income)- net		
Origination and reversal of temporary differences	(1,121,187)	2,098,371
	(1,121,187)	2,098,371
(b) Recognition of tax credit	-	-
Sub Total (b)	(1,121,187)	2,098,371
Tax expense for the year (a+b)	10,243,654	8,300,995

**NOTES TO STANDALONE FINANCIAL STATEMENTS
FOR THE YEAR ENDED 31ST MARCH 2018 [CONTD.]**
(b) Reconciliation of effective tax rate

(Amount in ₹)

Particulars	For the year ended 31st March, 2018	For the year ended 31st March, 2017
Profit before tax	43,557,255	24,168,065
Tax using the Company's domestic tax rate (Current year 27.55% and Previous Year 33.06%)	12,001,113	7,990,687
Tax effect of:		
Expenses Disallowed	28,930	957,872
Expenses Allowed	(532,892)	(2,745,935)
Short/(Excess) provision of income tax in respect of previous years	(132,310)	-
Current Tax Provision (A)	11,364,841	6,202,624
Increase/ (Decrease) in Deferred Tax Liability	(1,513,054)	(702,941)
Decrease/(Increase) In Deferred Tax Assets	391,867	2,801,312
Deferred Tax Provision (B)	(1,121,187)	2,098,371
Total	10,243,654	8,300,995

The Current Tax Rate for the reconciliation has been considered as per the prevailing tax rate and deferred tax is recognised considering the tax rate applicable to the Company in subsequent years.

Note 34 - Statement of other comprehensive income

(Amount in ₹)

Particulars	For the year ended 31st March, 2018	For the year ended 31st March, 2017
(i) Items that will not be reclassified to profit or loss		
Remeasurement gains (losses) on defined benefit plans		
Actuarial gains and losses - Gain /(loss)	(22,224)	(36,712)
Tax impact on Actuarial gains and losses	6,183	10,213
Total (i)	(16,041)	(26,499)
(ii) Items that will be reclassified to profit or loss		
Income tax relating to items that will be reclassified to profit or loss -	-	-
Gain /(loss)	-	-
Total (ii)	-	-
Total (i+ii)	(16,041)	(26,499)

Note 35 - Earning per Share -(EPS)
Earnings per equity share of FV of Rs 10 each

"Basic EPS amounts are calculated by dividing the profit for the year attributable to equity holders of the Company by the weighted average number of Equity shares outstanding during the year. Diluted EPS amounts are calculated by dividing the profit attributable to equity holders of the Company by the weighted average number of Equity shares outstanding during the year plus the weighted average number of Equity shares that would be issued on conversion of all the dilutive potential Equity shares into Equity shares."

(Amount in ₹)

The following reflects the income and share data used in the basic and diluted EPS computations:

Particulars	For the year ended 31st March, 2018	For the year ended 31st March, 2017
Profit for the year (Profit attributable to equity shareholders) (Amount In Rs.)	33,313,601	15,867,070
Weighted average number of ordinary equity shares for Basic EPS (in Nos.)	8,970,020	6,936,595
Weighted average number of ordinary equity shares for Diluted EPS (in Nos.)	8,970,020	6,936,595
Face Value of equity share (Rs.)	10.00	10.00
Basic EPS (Rs.)	3.71	2.29
Diluted EPS (Rs.)	3.71	2.29

**NOTES TO STANDALONE FINANCIAL STATEMENTS
FOR THE YEAR ENDED 31ST MARCH 2018 [CONTD.]**

Note 36 - CONTINGENT LIABILITIES & CONTINGENT ASSETS AND CAPITAL COMMITMENTS

A) CONTINGENT LIABILITIES

(Amount in ₹)

Contingent liabilities and commitments (to the extent not provided for)	As at 31st March 2018	As at 31st March 2017	As at 1st April, 2016
Contingent Liabilities			
Statutory claims (Refer Note 36.1)	4,522,966	2,550,236	2,838,936
Commitments			
Estimated amount of contracts remaining to be executed on capital account and not provided for (Net of Advance Payment).	21,975,000	-	9,789,429
Total	26,497,966	2,550,236	12,628,365

Note 36.1 - Contingent Liabilities - Statutory claims

(Amount in ₹)

Particulars	As at 31st March 2018	As at 31st March 2017	As at 1st April, 2016
Demand of Sales Tax, Value Added Tax and Central Sales Tax	2,475,473	2,475,473	2,475,473
Demand of Income Tax (Net of Refund adjusted and paid under protest)	2,047,493	74,763	65,123
Provident Fund	-	-	298,340

B) CONTINGENT ASSETS

The company is having certain claims which are pursuing through legal processes. The Management believe the probable outcome in all such claims are uncertain. Hence, the disclosure of such claims is not required in the financial statements.

Note 37- Financial instruments – Fair values and risk management

A. Accounting classification and fair values

(Amount in ₹)

March 31, 2018	Carrying amount				Fair value			
	FVTPL	FVTOCI	Amortised Cost	Total	Level 1 - Quoted price in active markets	Level 2 - Significant observable inputs	Level 3 - Significant unobservable inputs	Total
Financial assets measured at amortised cost								
Investments (Non-current)	-	-	23,000	23,000	-	23,000	-	23,000
Other Bank Balance			2,300,000	2,300,000	-	-	-	-
Loans (Current)	-	-	15,551,162	15,551,162	-	-	-	-
Trade receivables	-	-	71,164,454	71,164,454	-	-	-	-
Cash and cash equivalents	-	-	1,088,453	1,088,453	-	-	-	-
Other bank balances	-	-	825,180	825,180	-	-	-	-
	-	-	90,952,249	90,952,249	-	23,000	-	23,000

ANNUAL REPORT 2017-18

NOTES TO STANDALONE FINANCIAL STATEMENTS FOR THE YEAR ENDED 31ST MARCH 2018 [CONTD.]

(Amount in ₹)							
March 31, 2018	Carrying amount				Fair value		
	FVTPL	FVTOCI	Amortised Cost	Total	Level 1 - Quoted price in active markets	Level 2 - Significant observable inputs	Level 3 - Significant unobservable inputs
Financial liabilities measured at amortised							
Non current borrowings	-	-	18,268,509	18,268,509	-	18,268,509	-
Current borrowings	-	-	27,652,968	27,652,968	-	-	-
Trade payables	-	-	62,610,938	62,610,938	-	-	-
Other financial liabilities	-	-	9,950,269	9,950,269	-	-	-
Total	-	-	118,482,684	118,482,684	-	18,268,509	-
March 31, 2017							
Financial assets measured at amortised							
Investments (Non-current)	-	-	23,000	23,000	-	23,000	-
Loans (Current)	-	-	13,568,115	13,568,115	-	-	-
Trade receivables	-	-	75,463,750	75,463,750	-	-	-
Cash and cash equivalents	-	-	123,562	123,562	-	-	-
Other bank balances	-	-	3,147,924	3,147,924	-	-	-
	-	-	92,326,351	92,326,351	-	23,000	-
Financial liabilities measured at amortised							
Non current borrowings	-	-	10,429,490	10,429,490	-	10,429,490	-
Current borrowings	-	-	49,805,662	49,805,662	-	-	-
Trade payables	-	-	50,909,106	50,909,106	-	-	-
Other financial liabilities	-	-	14,071,827	14,071,827	-	-	-
Total	-	-	125,216,085	125,216,085	-	10,429,490	-
April 1, 2016							
Financial assets measured at amortised							
Loans	-	-	23,000	23,000	-	23,000	-
Other financial assets (Non-current)	-	-	13,033,115	13,033,115	-	-	-
Trade receivables	-	-	40,664,007	40,664,007	-	-	-
Cash and cash equivalents	-	-	294,024	294,024	-	-	-
Other bank balances	-	-	2,312,311	2,312,311	-	-	-
	-	-	56,326,457	56,326,457	-	23,000	-
Financial liabilities							
Non current borrowings	-	-	14,325,635	14,325,635	-	14,325,635	-
Current borrowings	-	-	55,762,876	55,762,876	-	-	-
Trade payables	-	-	71,103,011	71,103,011	-	-	-
Other financial liabilities	-	-	15,529,860	15,529,860	-	-	-
Total	-	-	156,721,382	156,721,382	-	14,325,635	-

NOTES TO STANDALONE FINANCIAL STATEMENTS FOR THE YEAR ENDED 31ST MARCH 2018 [CONTD.]

Fair value of financial assets and liabilities which are measured at amortized cost is not materially different from the carrying value (ie..amortized cost).

Level 1: Level 1 hierarchy includes financial instruments measured using quoted prices.

Level 2: The fair value of financial instruments that are not traded in an active market (for example, traded bonds, over-the-counter derivatives) is determined using valuation techniques which maximise the use of observable market data and rely as little as possible on entity-specific estimates. If all significant inputs required to fair value an instrument are observable, the instrument is included in level 2.

Level 3: If one or more of the significant inputs is not based on observable market data, the instrument is included in level 3. This is the case for unlisted equity securities included in level 3.

B. Financial risk management

The Company has exposure to the following risks arising from financial instruments:

- Credit risk ;
- Liquidity risk ; and
- Market risk

i. Risk management framework

The Company's board of directors has overall responsibility for the establishment and oversight of the Company's risk management framework. The Company has a well-define Risk Management framework for reviewing the major risks and taking care of all the financial risks. The risk management framework aims to :

- a. create a stable business planning environment by reducing the impact of currency and interest rate fluctuation on company's business plan.
- b. achieve greater predictability to earnings by determining the financial value of the expected earning in advance.

Risk management policies and systems are reviewed regularly to reflect changes in market conditions and the Company's activities. The Company, through its training and management standards and procedures, aims to maintain a disciplined and constructive control environment in which all employees understand their roles and obligations.

The audit committee oversees how management monitors compliance with the company's risk management policies and procedures, and reviews the adequacy of the risk management framework in relation to the risks faced by the Company. The audit committee is assisted in its oversight role by internal audit. Internal audit undertakes both regular and ad hoc reviews of risk management controls and procedures, the results of which are reported to the audit committee. The Board of Directors reviews and agrees policies for managing each of these risks.

ii. Credit risk

Credit risk is the risk of financial loss to the Company if a customer or counterparty to a financial instrument fails to meet its contractual obligations, and arises principally from the Company's receivables from customers and investments in debt securities and loans given.

The carrying amount of following financial assets represents the maximum credit exposure:

(a) Cash and Cash equivalent and Other Bank Balances

The company maintains its Cash and cash equivalents and Bank deposits with banks having good reputation, good past track record and high quality credit rating and also reviews their credit-worthiness on an on-going basis.

(b) Trade and other receivables

The Company's exposure to credit Risk is the exposure that Company has on account of goods sold or services rendered to a contractual counterparty or counterparties, whether with collateral or otherwise for which the contracted consideration is yet to be received. The Company's major customer base is paints, plastic, rubber and other misc industries.

**NOTES TO STANDALONE FINANCIAL STATEMENTS
FOR THE YEAR ENDED 31ST MARCH 2018 [CONTD.]**

The Commercial and Marketing department has established a credit policy.

The Company raises the invoice for quantities sold based.

The Company provides for allowance for impairment that represents its estimate of expected losses in respect of trade and other receivables.

For trade receivables, as a practical expedient, the Company computes credit loss allowance based on a provision matrix. The provision matrix is prepared based on historically observed default rates over the expected life of trade receivables and is adjusted for forward-looking estimates.

Assets are written off when there are no reasonable expectation of recovery such as debtor declaring bankruptcy or failing to engage in a repayment plan with group. Where receivables have been written off the company continues to engage in enforcement activity to attempt to recover the receivables. where recoveries are made, these are recognised in profit and loss.

The maximum exposure to the credit risk at the reporting date from Trade Receivable is as amounts mentioned in Note No. 8.

Movement in Allowance for bad and doubtful Trade receivable**(Amount in ₹)**

Particulars	31-Mar-18	31-Mar-17
Opening Allowance for bad and doubtful Trade receivable	3,726,196	1,972,933
Provision during the year	(935,148)	1,753,263
Recovery/Adjustment during the year	-	-
Write off during the year	-	-
Closing Allowance for bad and doubtful Trade receivable	2,791,048	3,726,196

The impairment provisions above are based on management judgment / assumptions about risk of default and expected loss rates. The Company uses judgment in making these assumptions and selecting the inputs to the impairment calculation, based on the company's past history as well as forward looking estimates at the end of each reporting period.

(c) Loans Given

Company has given Inter corporate deposit, loans and security deposits. The maximum exposure to the credit risk at the reporting date from Loans given amounts to Rs. 1,55,51,162/- on March 31, 2018, Rs. 1,35,68,115/- on March 31, 2017 and Rs. 1,30,33,115/- on April 01, 2016.

iii. Liquidity risk

Liquidity risk is the risk that the Company will encounter difficulty in meeting the obligations associated with its financial liabilities that are settled by delivering cash or another financial asset. The Company's approach to managing liquidity is to ensure, as far as possible, that it will have sufficient liquidity to meet its liabilities when they are due, under both normal and stressed conditions, without incurring unacceptable losses or risking damage to the Company's reputation.

"The Company maintains the following lines of credit outstanding:

(a) Term loans from banks and financial institution of Rs. 57,99,508/- (at amortised cost) that is secured by First pari - passu charge on all Present and future fixed assets & Property, plant, equipment (PPE) (Movable & Immovable) of the Company and Second pari -passu charge on Present & Future Current Assets (financial and non financial assets) of the Company. Interest would be payable at the rate of varying from 12 % - 14%. "

(b) The company has also accepted deposit from share holders amounting to Rs. 2,38,05,170/- (at amortised cost) of unsecured nature. Interest would be payable at the rate of varying from 10 % - 14%.

(b) For maintaining working capital liquidity company avails cash credit limit from bank. The amount availed as at 31/03/2018 is Rs. 1,50,62,856/- (at amortised cost). The said loan is having rate of interest of 12.65% - 12.75%.

Exposure to liquidity risk

The following are the remaining contractual maturities of financial liabilities at the reporting date. The amounts are gross and undiscounted, and exclude the impact of netting agreements.

**NOTES TO STANDALONE FINANCIAL STATEMENTS
FOR THE YEAR ENDED 31ST MARCH 2018 [CONTD.]**

(Amount in ₹)

	Contractual cash flows				
March 31, 2018	Carrying amount	Less than 12 months	1-5 years	More than 5 years	Total
Non-derivative financial liabilities					
Non current borrowings	18,268,509	-	18,268,509	-	18,268,509
Current financial liabilities	27,652,968	27,652,968	-	-	27,652,968
Trade and other payables	62,610,938	62,610,938	-	-	62,610,938
Other current financial liabilities	9,950,269	9,950,269	-	-	9,950,269
	118,482,684	100,214,175	18,268,509	-	118,482,684

(Amount in ₹)

	Contractual cash flows				
March 31, 2017	Carrying amount	Less than 12 months	1-5 years	More than 5 years	Total
Non-derivative financial liabilities					
Non current borrowings	10,429,490	-	10,429,490	-	10,429,490
Current financial liabilities	49,805,662	49,805,662	-	-	49,805,662
Trade and other payables	50,909,106	50,909,106	-	-	50,909,106
Other current financial liabilities	14,071,827	14,071,827	-	-	14,071,827
	125,216,085	114,786,595	10,429,490	-	125,216,085

(Amount in ₹)

	Contractual cash flows				
April 1, 2016	Carrying amount	Less than 12 months	1-5 years	More than 5 years	Total
Non-derivative financial liabilities					
Non current borrowings	14,325,635	-	14,325,635	-	14,325,635
Current financial liabilities	55,762,876	55,762,876	-	-	55,762,876
Trade and other payables	71,103,011	71,103,011	-	-	71,103,011
Other current financial liabilities	15,529,860	15,529,860	-	-	15,529,860
	156,721,382	142,395,747	14,325,635	-	156,721,382

The gross inflows/(outflows) disclosed in the above table represent the contractual undiscounted cash flows relating to non-derivative financial liabilities held for risk management purposes and which are not usually closed out before contractual maturity.

iv. Market risk

Market risk is the risk that the fair value of future cash flows of a financial instrument will fluctuate because of changes in market prices. Market risk comprises three types of risk: interest rate risk, currency risk and other price risk, such as equity price risk and commodity risk. Financial instruments affected by market risk include loans and borrowings, deposits and FVTOCI investments.

a) Currency risk

The functional currency of the Company is Indian Rupee. The Company have transaction of import of materials, other foreign expenditures and export of goods. hence the company is exposed to currency risk on account of payables and receivables in foreign currency. Company have outstanding balances in Euro, USD and GBP.

NOTES TO STANDALONE FINANCIAL STATEMENTS FOR THE YEAR ENDED 31ST MARCH 2018 [CONTD.]

(Amount in ₹)

Details of foreign currency Transactions and balances	As at 31st March 2018	As at 31st March 2017	As at 1st April 2016
Trade and Other Payables			
USD	570,002	1,199,120	1,226,213
Trade Receivables and advances			
USD	8,749,370	1,914,379	1,995,321

Sensitivity analysis

Profit or loss is sensitive to higher/lower Exchange rate of currency. A possible 5% change in exchange rate would affect profit/loss at the reporting date by amount shown below:

As at 31st March 2018

(Amount in ₹)

Details of foreign currency Transactions and balances	Profit or (Loss)		Equity (net of tax)	
	5% increase	5 % Decrease	5% increase	5 % Decrease
Trade and Other Payables	(28,500)	28,500	(20,648)	20,648
Trade Receivables and advances	437,468	(437,468)	316,946	(316,946)

As at 31st March 2017

(Amount in ₹)

Details of foreign currency Transactions and balances	Profit or (Loss)		Equity (net of tax)	
	5% increase	5 % Decrease	5% increase	5 % Decrease
Trade and Other Payables	(59,956)	59,956	(40,135)	40,135
Trade Receivables and advances	95,719	(95,719)	64,074	(64,074)

b) Interest rate risk

Interest rate risks is measured by using the cash flow sensitivity for changes in variable interest rates. Any movement in the reference rates could have an impact on the Company's cash flows as well as costs. The Company's interest rate exposure is mainly related to debt obligation. On period under review the Company do not have any term loans at fixed rate and has not entered into interest rate swaps for its exposure to long term borrowings at floating rate. The company have accepted deposits from share holders which are fixed rate instruments.

(Amount in ₹)

Interest bearing instruments	As at 31st March 2018	As at 31st March 2017
Non current - Borrowings	18,268,509	10,429,490
Current portion of Long term borrowings	5,255,789	8,246,829
Total	23,524,298	18,676,319

Sensitivity analysis

Profit or loss is sensitive to higher/lower interest expense from borrowings as a result of change in interest rates

Based on the composition of debt a reasonably possible change of 100 basis points in interest rates at the reporting date would have increased (decreased) Equity and Profit or Loss by the amount shown below:

**NOTES TO STANDALONE FINANCIAL STATEMENTS
FOR THE YEAR ENDED 31ST MARCH 2018 [CONTD.]**

(Amount in ₹)

Particulars	Profit or (Loss)		Equity (net of tax)	
	100 bp Increase	100 bp decrease	100 bp Increase	100 bp decrease
31st March 2018				
Non current - Borrowings	(182,685)	182,685	(132,355)	132,355
Current portion of Long term borrowings	(52,558)	52,558	(38,078)	38,078
Total	(235,243)	235,243	(170,434)	170,434
31st March 2017				
Non current - Borrowings	(104,295)	104,295	(69,815)	69,815
Current portion of Long term borrowings	(82,468)	82,468	(55,204)	55,204
Total	(186,763)	186,763	(125,019)	125,019

c) Commodity Price Risk

Commodity price risk arises due to fluctuation in prices of raw Material and other consumables. The company has risk management framework aimed at prudently managing the risk arising from the volatility in commodity prices and freight costs. The company's commodity risk is managed centrally through well established trading operations and control processes."

d) Equity Price Risk

The Company do not have any investment in quoted equity shares hence not expose to equity price risk.

Note 38 - Capital Management

The Company's objectives when managing capital are to

- safeguard their ability to continue as a going concern, so that they can continue to provide returns for shareholders and benefits for other stakeholders, and
- Maintain an optimal capital structure to reduce the cost of capital."

The Company determines the amount of capital required on the basis of the annual business plan coupled with long term and short term strategic investments and expansion plans. The funding needs are met through equity, cash generated from operations, long terms and short term bank borrowings and deposits.

The Company monitors capital using a ratio of 'adjusted net debt' to 'adjusted equity'. For this purpose, adjusted net debt is defined as total liabilities, comprising interest-bearing loans and borrowings, less cash and cash equivalents. Adjusted equity comprises all components of equity.

The Company's adjusted net debt to equity ratio is as follows.

(Amount in ₹)

Particulars	As at 31st March 2018	As at 31st March 2017	As at 31st March 2016
Interest bearing borrowings	51,177,266	68,481,981	81,428,347
Less : Current Investment	-	-	-
Less : Cash and bank balances	(1,913,633)	(3,271,486)	(2,606,335)
Adjusted net debt	49,263,633	65,210,495	78,822,012
Borrowings	51,177,266	68,481,981	81,428,347
Total equity	260,142,935	239,761,782	163,921,211
Adjusted net debt to adjusted equity ratio	0.19	0.27	0.48
Debt equity ratio	0.20	0.29	0.50

NOTES TO STANDALONE FINANCIAL STATEMENTS FOR THE YEAR ENDED 31ST MARCH 2018 [CONTD.]

Note 39 - Disclosure Of Employee Benefits

The Company has implemented Ind AS - 19 on "Employee Benefits".

(a) Provident Fund - Defined Contribution Plan

All employees are entitled to provident fund benefits and amount charged to Statement of Profit and Loss during the period of 12 months ended is Rs. 9,84,268. (Previous year Rs. 6,78,876)

(b) Gratuity and Leave Encashment - Defined Benefit Plans (payable in future)

Provision has been made for gratuity and leave encashment as per actuarial valuation. The principal assumptions used in actuarial valuation and necessary disclosures are as below:

		(Amount in ₹)		
Assumptions		Gratuity 31st March 2018	Gratuity 31st March 2017	Gratuity 1st April 2017
A.	Discount rate	7.65%	7.90%	7.90%
	Rate of return on plan assets	7.65%	7.65%	7.65%
	Salary Escalation	6.00%	6.00%	6.00%
B.	Change in Defined Benefit Obligations			
	Liability at the beginning of the year	678,876	453,771	318,430
	Interest Cost	52,917	35,342	24,748
	Current Service Cost	211,320	158,817	137,529
	Past service cost	35,876	-	-
	Prior year Charge	-	-	-
	Benefits Paid	(19,730)	-	(46,038)
	Actuarial loss/ (gain) due to experience adjustment	(677)	30,946	24,363
	Actuarial (Gain) / Loss due to change in financial estimate	26,046	-	(5,261)
	Total Liability at the end of the year	984,628	678,876	453,771
C.	Change in Fair Value of plan Assets			
	Opening fair Value of plan assets	612,038	567,226	565,490
	Interest Income	55,984	50,578	55,394
	Return on plan assets excluding amounts included in interest income	3,145	(5,766)	(7,620)
	Contributions by employer	400,000	-	-
	Benefits Paid	(19,730)	-	(46,038)
	Closing fair Value of plan assets	1,051,437	612,038	567,226
D.	Profit and Loss Account for the current Period			
	Current Service Cost	211,320	158,817	137,529
	Net Interest Cost	(3,067)	(15,236)	(30,646)
	Past service cost and loss/(gain) on curtailments and settlements	35,876	-	-
	Total included in 'Employee Benefit Expense'	244,129	143,581	106,883
	Other Comprehensive Income for the current Period			
	Components of actuarial gain/losses on obligations:			
	Due to change in financial assumptions	26,046	-	(5,261)
	Due to change in Demographic assumptions	-	-	-
	Due to experience adjustments	(677)	30,946	24,363
	Return on plan assets excluding amounts included in interest income	(3,145)	5,766	7,620
	Amount recognized in Other Comprehensive Income	22,224	36,712	26,722

**NOTES TO STANDALONE FINANCIAL STATEMENTS
FOR THE YEAR ENDED 31ST MARCH 2018 [CONTD.]**

(Amount in ₹)

Assumptions		Gratuity	Gratuity	Gratuity
		31st March 2018	31st March 2017	1st April 2017
E.	Balance Sheet Reconciliation			
	Opening Net Liability	66,838	(113,455)	(247,060)
	Employee Benefit Expense	244,129	143,581	106,883
	Amounts recognized in Other Comprehensive Income	22,224	36,712	26,722
	Contributions to Plan Assets	(400,000)	-	-
	Benefits Paid	-	-	-
	Closing Liability	(66,809)	66,838	(113,455)
F.	Current/Non-Current Liability :			
	Current*	(66,809)	66,838	(113,455)
	Non-Current	-	-	-

*The Company liability is calculated as expected reduction in contributions for the next 12 months.

(c) Amounts recognised in current year and previous three years

(Amount in ₹)

Particulars		31st March 2018	31st March 2017	31st March 2015
A.	Gratuity			
	Present value of Defined Benefit Obligation	984,628	678,876	453,771
	Fair value of Plan Assets	1,051,437	612,038	567,226
	(Surplus) / Deficit in the plan	(66,809)	66,838	(113,455)
	Actuarial (Gain) / Loss on Plan Obligation	25,369	30,946	19,102
	Actuarial Gain / (Loss) on Plan Assets	(3,145)	5,766	7,620

(d) Sensitivity analysis

Reasonably possible changes at the reporting date to one of the relevant actuarial assumptions, holding other assumptions constant, would have affected the defined benefit obligation by the amounts shown below.

Particulars	31-Mar-18	
	Increase Gratuity	Decrease Gratuity
Discount rate (0.5% movement)	933,499	1,039,816
Salary growth rate (0.5% movement)	1,039,679	718,051
Withdrawal rate (W.R.) Sensitivity	986,215	982,886

Particulars	31-Mar-17	
	Increase Gratuity	Decrease Gratuity
Discount rate (0.5% movement)	643,079	717,524
Salary growth rate (0.5% movement)	718,051	642,296
Expected working lifetime (varied by 2 years)	680,170	677,478

NOTES TO STANDALONE FINANCIAL STATEMENTS FOR THE YEAR ENDED 31ST MARCH 2018 [CONTD.]

(e) Gratuity Benefits Plan:

The benefit is governed by the Payment of Gratuity Act, 1972. The Key features are as under:

Features of the defined benefit plan	Remarks
Benefit offered	$15 / 26 \times \text{Salary} \times \text{Duration of Service}$
Salary definition	Basic Salary including Dearness Allowance (if any)
Benefit ceiling	Benefit ceiling of Rs.20,00,000 was applied.
Vesting conditions	5 years of continuous service (Not applicable in case of death / disability)
Benefit eligibility	Upon Death or Resignation / Withdrawal or Retirement
Retirement age	58 years

(i) Entity responsibilities for the governance of the plan

Risk to the Plan

Following are the risk to which the plan exposes the entity :

A) Actuarial Risk:

"It is the risk that benefits will cost more than expected. This can arise due to one of the following reasons: Adverse Salary Growth Experience: Salary hikes that are higher than the assumed salary escalation will result into an increase in Obligation at a rate that is higher than expected. Variability in mortality rates: If actual mortality rates are higher than assumed mortality rate assumption than the Gratuity benefits will be paid earlier than expected. Since there is no condition of vesting on the death benefit, the acceleration of cash flow will lead to an actuarial loss or gain depending on the relative values of the assumed salary growth and discount rate. Variability in withdrawal rates: If actual withdrawal rates are higher than assumed withdrawal rate assumption than the Gratuity benefits will be paid earlier than expected. The impact of this will depend on whether the benefits are vested as at the resignation date."

B) Investment Risk:

For funded plans that rely on insurers for managing the assets, the value of assets certified by the insurer may not be the fair value of instruments backing the liability. In such cases, the present value of the assets is independent of the future discount rate. This can result in wide fluctuations in the net liability or the funded status if there are significant changes in the discount rate during the inter-valuation period.

C) Liquidity Risk:

Employees with high salaries and long durations or those higher in hierarchy, accumulate significant level of benefits. If some of such employees resign / retire from the company there can be strain on the cash flows.

D) Market Risk:

Market risk is a collective term for risks that are related to the changes and fluctuations of the financial markets. One actuarial assumption that has a material effect is the discount rate. The discount rate reflects the time value of money. An increase in discount rate leads to decrease in Defined Benefit Obligation of the plan benefits & vice versa. This assumption depends on the yields on the corporate / government bonds and hence the valuation of liability is exposed to fluctuations in the yields as at the valuation date.

E) Legislative Risk:

Legislative risk is the risk of increase in the plan liabilities or reduction in the plan assets due to change in the legislation / regulation. The government may amend the Payment of Gratuity Act thus requiring the companies to pay higher benefits to the employees. This will directly affect the present value of the Defined Benefit Obligation and the same will have to be recognized immediately in the year when any such amendment is effective.

(ii) The company has participated in Group Gratuity Scheme Plan with SBI Life insurance to meet its gratuity liability. The present value of the plan assets represents the balance available at the end of the year.

NOTES TO STANDALONE FINANCIAL STATEMENTS FOR THE YEAR ENDED 31ST MARCH 2018 [CONTD.]

(a) Composition of the plan assets

Particulars	31st March 2018	31st March 2017	31st March 2016
Bank balance	0.00%	0.00%	0.00%
Policy of insurance	100.00%	100.00%	100.00%
Others	0.00%	0.00%	0.00%

(b) The trustees of the plan have outsourced the investment management of the fund to an insurance company. The insurance company in turn manages these funds as per the mandate provided to them by the trustees and the asset allocation which is within the permissible limits prescribed in the insurance regulations. Due to the restrictions in the type of investments that can be held by the fund, it may not be possible to explicitly follow an asset-liability matching strategy to manage risk actively in a conventional fund.

(c) Expected benefit payments as on 31 March 2018.

Particulars	1-5 years	6-10 years
Cash flow (Rs.)	197,200	874,562
Distribution (in %)	7.60%	33.90%

(g) Other Notes:

- (i) The expected rate of return on Plan Assets is determined considering several applicable factors, mainly the composition of Plan Assets held, assessed risks, historical results of return on Plan Assets and the Company's policy for the Plan Assets management.
- (ii) The actuarial valuation takes into account the estimates of future salary increases, inflation, seniority, promotion and other relevant factors such as supply and demand in the employment market. The management has relied on the overall actuarial valuation conducted by the actuary.

Note 40 - Related Party Transactions:

Sr. No.	Name of Related Parties	Nature of Relationship
1	Shri. Chandresh Parikh	Director and relative of Key Management Personnel
2	Shri. Rajesh Parikh	Director and relative of Key Management Personnel
3	Shri. Atil Parikh	Directors-Key Management Personnel
4	Mr. Narendra Patel	Chief Financial Officer -Key Management Personnel
5	Ms. Komal Tiwari	Company Secretary -Key Management Personnel
6	20 Microns Limited	Holding Company
7	Eriez Industries Pvt Ltd	Director/s of the company are members in Eriez Industries Pvt Ltd

NOTES TO STANDALONE FINANCIAL STATEMENTS FOR THE YEAR ENDED 31ST MARCH 2018 [CONTD.]

(Amount in ₹)				
Sr. No.	Name of Related Party and nature of transactions	Relationship	For the year ended 31st March, 2018	For the year ended 31st March, 2017
1	20 Microns Limited			
a	Sales of Materials		19,267,125	22,221,322
b	Product Development Income		-	-
c	Sale of Fixed Assets		-	453,379
d	Service Provided		342,931	-
e	Rent Paid		5,916,328	13,834,820
f	Rent Received		1,016,670	3,176,541
g	Purchase of Goods		50,252,957	27,289,065
h	Purchase of Fixed Assets		200,000	-
i	Royalty Paid		7,794,030	7,367,252
j	Reimbursement of Expenses (Expenses Net)		153,761	103,672
k	Reimbursement of Expenses (Income Net)		170,116	506,385
	Balance as period end			
	Issue of Equity Shares		-	60,000,000
	Trade Payables		16,972,126	-
	Trade Receivables		-	1,838,527
2	Atil parikh	Director and Key management Personnel		
	Director Remuneration		683,295	-
	Balance as period end		-	-
3	Chandresh Parikh	Director and relative of key management Personnel		
	Interest Paid		169,624	-
	Deposit Received		2,500,000	-
	Balance as period end		2,669,624	-
4	Komal Tiwari	Comopany Secretary - Key management Personnel		
	Remuneration Paid		87,105	-
	Balance as period end		-	-

Notes:

The following are the list of Independent Directors with whom no transaction have been occurred during the Financial Year 2017-18 other than payment of sitting fees:

- Mr. Ram Devidayal
- Mr. Sudhir Parikh
- Mrs. Darsha Kikani

Note 41- Segment Reporting

The Company primarily operates in the segment of Micronized Minerals. The MD/CEO of the Company allocate resources and assess the performance of the Company, thus are the Chief Operating Decision Maker (CODM). The CODM monitors the operating results of the business as a one, hence no separate segment need to be disclosed.

"Information about geographical areas :

- The Company does not have geographical distribution of revenue and hence entitywide disclosure is not applicable to the Company.
- None of the company's assets are located outside India hence entitywide disclosure is not applicable to the Company.

Information about major customers :

There is one customer to the company which accounts for more than 10% of aggregate sales. Net sales made to this customer amounts to Rs. 4,85,07,589/-"

NOTES TO STANDALONE FINANCIAL STATEMENTS FOR THE YEAR ENDED 31ST MARCH 2018 [CONTD.]

Note 42 - Transition to Ind AS:

"These financial statements, for the year ended 31 March 2018, are the first the company has prepared in accordance with Ind AS. For periods up to and including the year ended 31 March 2017, the company prepared its financial statements in accordance with IGAAP, including accounting standards notified under the Companies (Accounting Standards) Rules, 2006 (as amended).

The accounting policies set out in note 1 have been applied in preparing the financial statements for the year ended 31 March 2018, the comparative information presented in these financial statements for the year ended 31 March 2017 and in the preparation of an opening Ind AS balance sheet at 1 April 2016 (the "transition date").

In preparing the opening Ind AS balance sheet, the company has adjusted amounts reported in financial statements prepared in accordance with IGAAP. An explanation of how the transition from IGAAP to Ind AS has affected our financial performance, cash flows and financial position is set out in the following tables and the notes that accompany the tables. On transition, we did not revise estimates previously made under IGAAP except where required by Ind AS."

A) Exemptions and exceptions availed

Set out below are the applicable Ind AS 101 optional and mandatory exceptions applied in the transition from IGAAP to Ind AS.

A1) Ind AS optional exemptions

A1.1) Leases

Ind AS 101 permits an entity to assess whether a contract or an arrangement contains a lease on the basis of facts and circumstances existing at the transition date to Ind AS. The Company has elected to apply this exemption for such contracts/arrangements.

A1.2) Effect of Changes in Exchange rate

In respect of long term foreign currency monetary items recognised in the financial statements for the period ending immediately before the beginning of the first Ind AS Financial reporting period, the company has elected to recognise exchange differences on translation of such long term foreign currency monetary items in line with its previous GAAP accounting policy. In respect of long term foreign currency monetary items recognised in the financial statements beginning with the first Ind AS financial reporting period, exchange differences are recognised in the statement of profit and loss.

A2) Mandatory Exceptions

A2.1) Estimates

"An entity's estimates in accordance with Ind ASs at the transition date to Ind AS shall be consistent with estimates made for the same date in accordance with previous GAAP (after adjustments to reflect any difference in accounting policies), unless there is objective evidence that those estimates were in error. Ind AS estimates as at 1 April 2016 are consistent with the estimates as at the same date made in conformity with previous GAAP. The Company made estimates for following items in accordance with Ind AS at the transition date as these were not required under previous GAAP:- Impairment of financial assets based on expected credit loss model-Determination of the discounted value for financial instrument carried at amortised cost."

A2.2) Classification and measurement of financial asset

"Ind AS 101 provides exemption to certain classification and measurement requirement of financial assets under Ind AS 109, where these are impracticable to implement. Classification and measurement is done on the basis of facts and circumstances existing on the transition date. Accordingly the Company has determined classification of financial asset based on facts and circumstances existing on the transition date."

**NOTES TO STANDALONE FINANCIAL STATEMENTS
FOR THE YEAR ENDED 31ST MARCH 2018 [CONTD.]**
B - Reconciliations between previous GAAP and Ind AS
B.1 - Reconciliation of equity as at April 01, 2016

(Amount in ₹)

Particulars	Footnote ref.	Amount as per IGAAP*	Effects of transition to Ind AS	Amount as per Ind AS
I. ASSETS				
1 Non-current assets				
(a) Property, plant and equipment	1	114,715,095	76,605,772	191,320,867
(b) Capital work in progress		18,101,864	-	18,101,864
(c) Investment property		-	-	-
(d) Intangible assets		14,085,871	-	14,085,871
(e) Intangible assets under development		524,040	-	524,040
(f) Financial assets		-	-	-
(i) Investments		23,000	-	23,000
(ii) Loans		-	-	-
(iii) Other financial assets		-	-	-
(g) Other non-current assets		1,081,075	-	1,081,075
Total Non-Current Assets		148,530,945	76,605,772	225,136,717
2 Current assets				
(a) Inventories		60,649,720	-	60,649,720
(b) Financial Assets		-	-	-
(i) Investments		-	-	-
(ii) Trade receivables	2	40,302,807	361,200	40,664,007
(iii) Cash and cash equivalents		294,024	-	294,024
(iv) Bank balances other than (iii) above	3	2,150,000	162,311	2,312,311
(v) Loans		13,033,115	-	13,033,115
(vi) Other financial assets		-	-	-
(c) Current Tax Assets (Net)		-	-	-
(d) Other current assets	3	10,086,488	(162,311)	9,924,177
Total Current Assets		126,516,154	361,200	126,877,354
TOTAL ASSETS		275,047,099	76,966,972	352,014,071
II. EQUITY AND LIABILITIES				
1 Equity				
(a) Equity share capital		64,700,200	-	64,700,200
(b) Other Equity	9	38,080,683	61,140,328	99,221,011
Total equity		102,780,883	61,140,328	163,921,211
2 Liabilities				
Non-Current Liabilities				
(a) Financial Liabilities			-	-
(i) Borrowings	3 & 4	14,518,252	(192,617)	14,325,635
(ii) Other financial liabilities	3	119,702	(119,702)	-
(b) Provisions		-	-	-
(c) Deferred tax liabilities (Net)	8	16,403,997	9,862,583	26,266,580
Total Non-Current Liabilities		24,493,498	16,098,717	40,592,215

**NOTES TO STANDALONE FINANCIAL STATEMENTS
FOR THE YEAR ENDED 31ST MARCH 2018 [CONTD.]**

(Amount in ₹)				
Particulars	Footnote ref.	Amount as per IGAAP*	Effects of transition to Ind AS	Amount as per Ind AS
Current liabilities				
(a) Financial Liabilities			-	-
(i) Borrowings	3	55,340,724	422,152	55,762,876
(ii) Trade payables		71,103,011	-	71,103,011
(iii) Other financial liabilities	3 & 4	16,224,086	(694,226)	15,529,860
(b) Other current liabilities		2,007,334	-	2,007,334
(c) Provisions		1,990,044	-	1,990,044
(d) Current Tax Liabilities (Net)		1,107,520	-	1,107,520
Total Current Liabilities		147,772,719	(272,074)	147,500,645
Total liabilities		172,266,217	15,826,643	188,092,860
TOTAL EQUITY AND LIABILITIES		275,047,100	76,966,971	352,014,071

B.2 Reconciliation of equity as at March 31, 2017

Particulars	Footnote ref.	Amount as per IGAAP*	Effects of transition to Ind AS	Amount as per Ind AS
I. ASSETS				
1 Non-current assets				
(a) Property, plant and equipment	1	128,574,976	76,166,302	204,741,278
(b) Capital work in progress		-	-	-
(c) Investment property		-	-	-
(d) Intangible assets		10,370,528	-	10,370,528
(e) Intangible assets under development		524,040	-	524,040
(f) Financial assets		-	-	-
(i) Investments		23,000	-	23,000
(iii) Loans		-	-	-
(iv) Other financial assets		-	-	-
(g) Other non-current assets		-	-	-
Total Non-Current Assets		139,492,544	76,166,302	215,658,846
2 Current assets				
(a) Inventories		84,290,274	-	84,290,274
(b) Financial Assets		-	-	-
(i) Investments		-	-	-
(ii) Trade receivables	2	76,297,303	(833,553)	75,463,750
(iii) Cash and cash equivalents		123,562	-	123,562
(iv) Bank balances other than (iii) above	3	2,980,000	167,924	3,147,924
(v) Loans		13,568,115	-	13,568,115
(vi) Other financial assets		-	-	-
(c) Current Tax Assets (Net)		-	-	-
(d) Other current assets	3	7,759,304	(167,924)	7,591,380
Total Current Assets		185,018,558	(833,553)	184,185,005
TOTAL ASSETS		324,511,102	75,332,749	399,843,851

**NOTES TO STANDALONE FINANCIAL STATEMENTS
FOR THE YEAR ENDED 31ST MARCH 2018 [CONTD.]**

(Amount in ₹)

Particulars	Footnote ref.	Amount as per IGAAP*	Effects of transition to Ind AS	Amount as per Ind AS
II. EQUITY AND LIABILITIES		-	-	-
1 Equity		-	-	-
(a) Equity share capital		89,700,200	-	89,700,200
(b) Other Equity	9	89,949,188	60,112,394	150,061,582
Total equity		179,649,388	60,112,394	239,761,782
2 Liabilities				
Non-Current Liabilities				
(a) Financial Liabilities				
(i) Borrowings	3 & 4	10,484,602	(55,112)	10,429,490
(ii) Other financial liabilities	3	183,803	(183,803)	-
(b) Provisions				
(c) Deferred tax liabilities (Net)	8	15,835,302	13,337,769	29,173,071
Total Non-Current Liabilities		24,120,656	15,481,905	39,602,561
Current liabilities				
(a) Financial Liabilities				
(i) Borrowings	3	49,156,516	649,146	49,805,662
(ii) Trade payables		50,909,106	-	50,909,106
(iii) Other financial liabilities	3 & 4	14,982,523	(910,696)	14,071,827
(b) Other current liabilities		552,486	-	552,486
(c) Provisions		3,824,848	-	3,824,848
(d) Current Tax Liabilities (Net)		1,315,579	-	1,315,579
Total Current Liabilities		120,741,058	(261,550)	120,479,508
Total liabilities		144,861,714	15,220,355	160,082,069
TOTAL EQUITY AND LIABILITIES		324,511,102	75,332,749	399,843,851

**NOTES TO STANDALONE FINANCIAL STATEMENTS
FOR THE YEAR ENDED 31ST MARCH 2018 [CONTD.]**

B.3 Reconciliation of profit or loss for the year ended 31 March, 2017

(Amount in ₹)

Particulars	Footnote ref.	Amount as per IGAAP*	Effects of transition to Ind AS	Amount as per Ind AS
Revenue				
I. Revenue from Operations	5 & 6	351,874,019	(1,522,484)	350,351,535
II. Other income		5,581,533	-	5,581,533
III. Total Income (I+II)		357,455,552	(1,522,484)	355,933,068
IV. Expenses				
Cost of materials consumed		172,788,566	-	172,788,566
Purchase of Stock In Trade		9,457,153	-	9,457,153
Changes in inventories of Finished Goods		(4,932,679)	-	(4,932,679)
Employee Benefits Expenses	7	25,435,276	(36,712)	25,398,564
Finance Costs	4	10,489,830	83,927	10,573,757
Depreciation and Amortization Expenses	1	11,905,431	439,470	12,344,901
Other Expenses	5 & 6	106,462,472	(327,731)	106,134,741
Total Expenses (IV)		331,606,049	158,954	331,765,003
VII. Profit/(Loss) Before Tax (V-VI)		25,849,504	(1,681,439)	24,168,065
VIII. Tax expense:				
Current Tax		6,202,624	-	6,202,624
Adjustment for earlier tax expense		-	-	-
Deferred Tax	8	2,778,375	(680,004)	2,098,371
X. Other comprehensive income				
A.(i) Items that will not be reclassified to profit or loss	7	-	(36,712)	(36,712)
(ii) Income tax related to items that will not be reclassified to profit or loss	7	-	10,213	10,213
B.(i) Items that will be reclassified to profit or loss		-	-	-
(ii) Income tax related to items that will be reclassified to profit or loss		-	-	-
Total other comprehensive income		-	(26,499)	(26,499)
XI. Total comprehensive income for the period(IX+X)		16,868,504	(1,027,933)	15,840,571

*IGAAP figures have been reclassified to confirm to Ind AS presentation requirements for the purposes of this note.

Footnotes to the above reconciliation are as under:

1) Property, Plant and Equipment

The company has availed option of considering fair value as deemed cost as on transition date for freehold and lease hold lands. Accordingly the said lands have been revalued as on 01.04.2016 and gain arising due to fair value amounting to Rs. 7,66,05,772/- is added to opening Profit and Loss account. The amortisation of lease hold land is calculated on fair valued amount i.e on deemed cost for FY 2016-17 which amounts to Rs. 10,86,077/- which is provided in books of accounts.

2) Trade Receivable

Under IGAAP, company was providing provision for bad and doubtful debts which are due more than 270 days. Under IND AS, company provides for impairment loss allowance on financial assets based on expected credit loss method. The equity is increased/(decreased) by rs. 3,61,200/- as on 01.04.2016.

**NOTES TO STANDALONE FINANCIAL STATEMENTS
FOR THE YEAR ENDED 31ST MARCH 2018 [CONTD.]****3) Interest accrued but not due on Financial Assets and Financial Liabilities**

The company has financial assets and liabilities which carried interest accrued but not due as on transition date as well as 31.03.2017. The interest accrued on financial assets and liabilities at each reporting date is disclosed separately under IGAAP. Under Ind AS, those financial assets and liabilities are to be reported at amortised cost. Accordingly interest accrued but not due on the transition date and 31st March 2017 respectively has been reclassified to respective financial assets and liabilities. There is no impact on the total equity or profit as a result of this adjustment.

4) Interest bearing loans and borrowings

"Under IGAAP, transaction costs incurred in connection with interest bearing loans and borrowings were charged to profit or loss when incurred. Under Ind AS, transaction costs are included in the initial recognition amount of financial liability and charged to profit or loss using the EIR method. Accordingly the total equity increased by Rs 5,84,392/- on the transition date and Rs 5,00,464/- on 31st March 2017. The profit for the year ended 31st March 2017 reduced by Rs 83,928/- as a result of additional interest expense."

5) "Accounting for excise duty on sale of goods:"

Under IGAAP, sale of goods was presented as net of excise duty. However, under Ind AS, sale of goods includes excise duty which is considered as an expense. This adjustment has no impact on the total equity on the transition date as well as 31 March 2017.

6) Discount on sale of goods:

Under IGAAP, discount was shown as an expense in the financial statement. However, under Ind AS, sale of goods is shown for net consideration received or receivable. hence discount is deducted from sales and not shown as expense. This adjustment has no impact on the total equity on the transition date as well as 31 March 2017.

7) Employee benefits:

Under Ind AS, remeasurements i.e. actuarial gains and losses and the return on plan assets, excluding amounts included in the net interest expense on the net defined benefit liability are recognised in other comprehensive income instead of profit or loss. Under IGAAP, these remeasurements were forming part of the profit or loss for the year. This adjustment has no impact on the total equity on the transition date as well as 31 March 2017.

8) Deferred tax assets (net) :

IGAAP requires deferred tax accounting using the income statement approach, which focuses on differences between taxable profits and accounting profits for the period. Ind AS 12 requires entities to account for deferred taxes using the balance sheet approach, which focuses on temporary differences between the carrying amount of an asset or liability in the balance sheet and its tax base. The application of Ind AS 12 approach has resulted in recognition of deferred tax on certain temporary differences which was not required under IGAAP as discussed below. Further, company has reclassified MAT credit entitlement to deferred tax assets.

The changes in deferred tax liability is as follows:**(Amount in ₹)**

Particulars	31-Mar-17	1-Apr-16
Fair Value of Freehold and Leasehold Lands	15,844,397	16,083,790
Impairment allowance on trade receivable	(257,568)	111,611
Amortisation of transaction costs of Interest bearing loans and borrowing	154,644	180,577
Reclassification of MAT	(2,383,051)	(6,548,453)
Advance Payment / Provision of Gratuity	(20,653)	35,058
Change in deferred tax liability	13,337,769	9,862,583

NOTES TO STANDALONE FINANCIAL STATEMENTS FOR THE YEAR ENDED 31ST MARCH 2018 [CONTD.]

9 Equity

The Impact of the above Ind AS adjustments on equity is as below:

(Amount in ₹)

Particulars	31-Mar-17	1-Apr-16
IGAAP Equity (A)	179,649,388	102,780,883
Ind AS adjustments		
Comprehensive Income		
Impact of Remeasurement of Impairment of Trade Receivables	(833,553)	361,200
Fair value of Free hold and Lease hold land	76,166,302	76,605,772
Amortisation of transaction costs of Interest bearing loans and borrowing	500,466	584,393
Change in Deferred Tax Asset/ Liability on Account of Remeasurement as per Ind AS	(15,720,821)	(16,411,037)
Total impact on account of Ind AS adjustments	60,112,394	61,140,328
Equity after Ind AS adjustments	239,761,782	163,921,211
	239,761,782	163,921,211

Cash flow statement

There were no significant reconciliation items between cash flows prepared under Indian GAAP and those prepared under Ind AS.

Note 43 - Lease

a) Expenses

The company has obtained part of building and Plant and Machinery for its business operations under leave and license agreement. These are generally not non-cancellable lease and are renewable by mutual consent on mutually agreeable terms. The Company has given refundable interest free security deposits in accordance with the agreed terms.

Lease payments are recognized in the Statement of Profit and Loss as "Rent Expenses" amounting ₹ 1,26,00,000 (Previous Year ₹ 50,98,090)

b) Income

The Company has let out its Land, Factory building & Plant & Machinery under operating lease during the year. Rent income is recognised in the Statement of Profit & Loss as "Rent Income" amounting ₹ 29,29,500 (Previous Year ₹ 48,60,000)

Note 44 - Previous year figures

Previous year's figures have been regrouped or reclassified wherever necessary to confirm to the current period's presentation.

The accompanying Notes are an integral part of the financial statements.

As per our report attached

As per our report of even date attached

For K M Swadia & Co.

FRN - 110740W

Chartered Accountants

CA. Pravin Panchiwala

Partner

M. No. - 127406

Place : Waghodia, Vadodara

Date : 21st April 2018

For 20 Microns Nano Minerals Limited

Chandresh S.Parikh

Chairman

DIN-00041584

Komal Tiwari

Company Secretary

M. No. : A37092

Place : Waghodia, Vadodara

Date : 21st April 2018

Atil C. Parikh

CEO & MD

DIN-00041712

N R Patel

Chief Financial Officer

NOTES

[illegible]



CIN : UI5543GJ1993PLC020540 • www.20nano.com.

Registered Office 9-10, GIDC Industrial Estate, Waghodia - 391 760. Dist. : Vadodara, Gujarat

ATTENDANCE SLIP
25th Annual General Meeting

Regd. Folio/DP & Client No.	
No. of Shares Held	

I certify that I am a registered Shareholder/Proxy for the registered shareholder of the Company. I hereby record my presence at the 25th Annual General Meeting of the Shareholders of the Company on Monday, the 30th Day of April, 2018 at 347, GIDC Industrial Estate, Waghodia - 391 760, Dist.: Vadodara, Gujarat at 11.00 am.

Name of Member/Proxy : _____ Signature of Member/Proxy : _____

Note :

1. Please fill this attendance slip and hand it over at the entrance of the Hall.
2. Members/Proxy Holders/Authorised Representatives are requested to show their Photo ID Proof for attending the Meeting.
3. Authorised Representatives of Corporate Members shall produce proper authorization issued in their favour.



MGT - 11
PROXY FROM

[Pursuant to Section 105(6) of the Companies Act, 2013 and Rule 19(3) of the Companies (Management and Administration) Rules, 2014]

Name of Member[s]	
Registered Address	
E-Mail ID	
Folio No.	
DP ID	

I/We, being the member (s) of shares of the above named company, hereby appoint

1. Name : _____
Address : _____
E-mail Id : _____ Signature : _____, or failing him
2. Name : _____
Address : _____
E-mail Id : _____ Signature : _____, or failing him
3. Name : _____
Address : _____
E-mail Id : _____ Signature : _____, or failing him

as my/or proxy to attend and vote on a poll for me/us and on my/our behalf at the 25th Annual General Meeting of the Company to be held on Monday, the 30th April, 2018 at 347, GIDC Industrial Estate, Waghodia – 391 760, Dist.: Vadodara, Gujarat at 11:00 a.m. and at any adjournment[s] thereof in respect of the following resolution[s] as are indicated below :

Sr. No.	ORDINARY BUSINESS	Tick appropriately
1	Adoption of Financial Statements for the year ended 31.03.2018	For / Against
2	Declaration of Final Divident on Equity Share capital for the finacial year ended March 31,2018	For / Against
3	Re-appointment of Mr. Rajesh C. Parikh	For / Against
4	Ratification of the Appointment of Statutory Auditors	For / Against
	SPECIAL BUSINESS	For / Against
5	Re-appointment of Mr. Ramkisan Devidayal as an Independent Director of the Company	For / Against
6	Payment of Commission to Non-Executive Directors and Independent Directors within the overall ceiling limit of 1% of the net profit of the Company	For / Against

Signed this day of April, 2018

Signature of Shareholder

Signature of
Proxy Holder[s]
Affix Re. 1
Revenue
Stamp

Note : This form duly filled up, stamped and signed by the appointer or his attorney duly authorized in writing or if the appointer is a Body Corporate, under the seal or signed by an attorney duly authorized by it shall be deposited at the Registered Office of the Company along with the power of attorney, if any, under which the Proxy Form is signed, not less than 48 hours before the time for holding the meeting. For the resolutions, explanatory statement and notes please refer the Notice of the 25th Annual General Meeting.



Research
&
Technical Centre



Continued **Innovation**
Defines our Focus



Micronized Wax
Wax Emulsions
Inorganic Rheology Modifiers
Matting Agents
Diatomaceous Earth
Chemically Modified Attapulgites
Engineered Bentonites
Calcium Oxide

Regd. Office

9/10, GIDC - Industrial Estate, Waghodia - 391760,
Dist.Vadodara, Gujarat, India.
feedback@20microns.com | www.2Onano.com
Tel: +91 2668 292297, +91 7574806350
Email ID: investors@2Onano.com

Sustainable Solutions through Continuous Innovation